


**Performance Based on Revised Prospective Project Work Schedule under DDU-GKY**

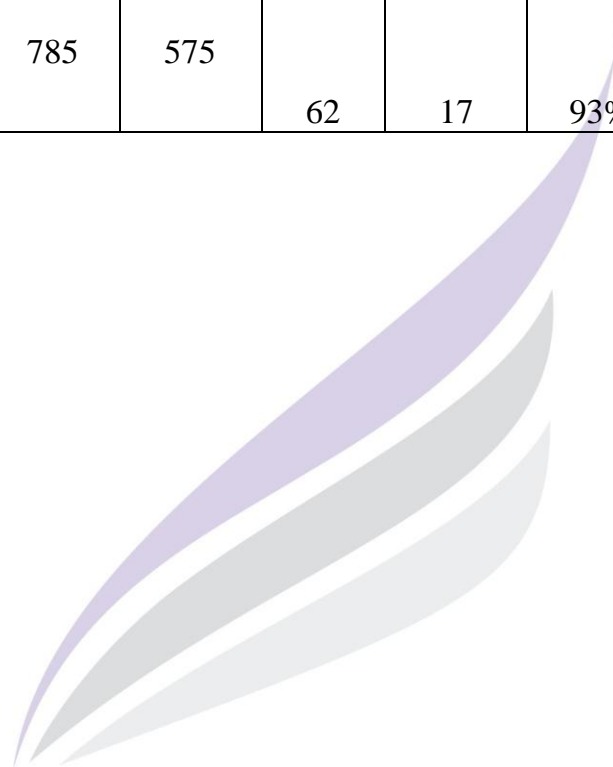
Sl No.	Name of the PIA	Revised Training Target after CNN	Revised Placement Target after CNN	Training Target as on February 2017 with respect to PPWS	Placement Target as on February 2017 with respect to PPWS	Training Target Achieved as on February 2017 with respect to PPWS	Placement Target Achieved as on February 2017 with respect to PPWS	Shortfall in Training	Shortfall in Placement	Training Percentage	Placement Percentage	Remarks



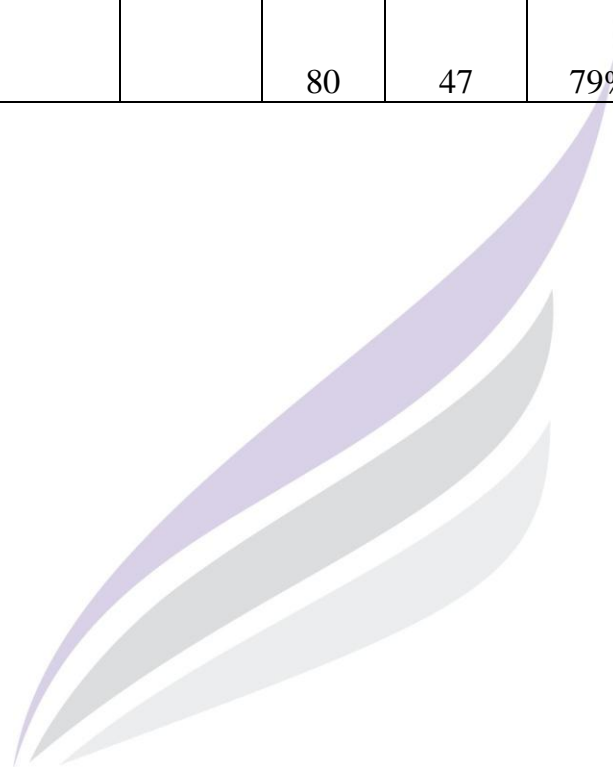
1	Rajagiri College of Social Sciences	521	365	521	245	520	402	1	-157	100%	164%	
2	Kitex Childrens wear Ltd.	1550	1085	588	349	589	553	-1	-204	100%	158%	
3	Edujobs Academy Pvt. Ltd.	876	614	650	421	655	626	-5	-205	101%	149%	
4	Avon Facility Management Services Ltd.	1214	850	1021	518	925	769	96	-251	91%	148%	



5	Skillpro Foundation	985	690	480	301	435	392	45	-91	91%	130%	
6	Wayanad Social Service Society	201	141	201	141	202	161	-1	-20	100%	114%	
7	Apollo Medskills Ltd.	1126	789	513	359	587	390	-74	-31	114%	109%	
8	Don Bosco Tech Society	1723	1207	1255	879	1204	871	51	8	96%	99%	
9	Synchrose rve Global Solutions Pvt. Ltd.	841	589	847	592	785	575	62	17	93%	97%	



10	Tholons Knowledge Management Private Ltd.	882	618	527	167	167	143	360	24	32%	86%	
11	Mega Industries	208	146	208	158	133	133	75	25	64%	84%	
12	Shri Technologies	383	269	383	296	303	249	80	47	79%	84%	



13	CAP Workforc e Developm ent Institute Pvt. Ltd.	1672	1171	943	431	484	361		459	70	51%	84%	
14	Dentcare Dental Lab Pvt. Ltd.	876	614	492	492	380	369		112	123	77%	75%	
15	All India Asian Education al Foundatio n	1342	940	582	130	586	95		-4	35	101%	73%	Consen sus reached with PIA to reduce the target to 1000.

16	NIIT Yuva Jyoti Limited	672	471	584	128	117	93	467	35	20%	73%	PIA agreed to foreclose the Project.
17	Kites Softwares Pvt. Ltd.	255	179	169	115	83	80	86	35	49%	70%	
18	Ace Skill Development Pvt. Ltd.	498	349	287	164	221	103	66	61	77%	63%	
19	Kapston Facilities Management Pvt. Ltd.	1243	871	705	183	145	110	560	73	21%	60%	Proposed to reduce the target of PIA. Consensus to be reached with the PIA.

20	Vimalagiri Vidypeetam	315	221	256	189	145	101	111	88	57%	53%	
21	Orion Edutech Pvt. Ltd.	1381	967	1381	838	953	432	428	406	69%	52%	
22	SB Global Education al Resources Pvt. Ltd.	840	588	856	599	542	293	314	306	63%	49%	



23	Quess Corp Ltd.	3261	2283	1158	603	1094	246	64	357	94%	41%	
24	Malankara Social Service Society	1164	815	1164	714	393	265	771	449	34%	37%	
25	TeamLease Services Ltd.	865	606	704	493	704	182	0	311	100%	37%	





26	Icot Consultancy and Services Ltd.	1846	1293	1185	830	691	301	494	529	58%	36%	
27	Centum Workskills India Ltd.	6485	4540	2802	2279	1143	650	1659	1629	41%	29%	
28	Livelihood Initiatives For Empowerment	379	266	388	272	91	73	297	199	23%	27%	



29	KSEDC Ltd.	337	236	182	131	114	34	68	97	63%	26%	
30	Jagruti Foundation For Rural Development	491	344	419	294	74	67	345	227	18%	23%	
31	Adayana Learning Solutions Pvt. Ltd.	1279	896	856	600	216	130	640	470	25%	22%	
32	Coffee Day Global Ltd.	1000	700	1000	750	204	138	796	612	20%	18%	



33	Nettur Technical Training Foundatio n	378	265	378	265	19	17	359	248	5%	6%	
34	Redox Laboratori es India Pvt. Ltd.	1062	744	362	254	362	0	0	254	100%	0%	PIA has been blacklis ted and the project has been foreclo sed.
		<b>38151</b>	<b>26722</b>	<b>24047</b>	<b>15180</b>	<b>15266</b>	<b>9404</b>			65%	70%	

(NB: PIAs are ranked in the order of Placement Percentage against the prospective project work schedule)







