

10001/H/18/KSHO

16-11-2018

CALL FOR EXPRESSION OF INTEREST

IN

**Development of Web Application and mobile application
for Enrolling, Geo Tagging and to monitor the progress
made by Animal Husbandry Projects**

FOR

Kudumbashree

Contents

Objective	3
Scope	3
Tentative Calendar of Events	4
Scope in Detail	4
Others	7

Objective

Kudumbashree is the poverty eradication and women empowerment programme implemented by the State Poverty Eradication Mission (SPEM) of the Government of Kerala. The name Kudumbashree in Malayalam language means 'prosperity of the family'. The name represents 'Kudumbashree Mission' or SPEM as well as the Kudumbashree Community Network. What is commonly referred to as 'Kudumbashree' could mean either the Kudumbashree Community Network, or the Kudumbashree Mission, or both.

Animal Husbandry Programme

Kudumbashree since its inception along with Community Mobilization and Capacity Building has promoted Micro Enterprises as Income Generation Activities for its members. Animal Husbandry projects of Goat rearing and Cow rearing were implemented initially along with Lease Land Farming initiatives.

A study conducted by the Centre for Development Studies, concluded that 40% of the members of Kudumbashree make livelihood through Animal Husbandry activities. Kudumbashree has been working in animal husbandry sector for the last 10 years. Broiler Poultry Farming, Adugraamam (Goat rearing support), Ksheerasaagaram (Dairy support scheme), backyard poultry production, Male calf fettering are the major animal husbandry initiative of Kudumbashree. And recently Kudumbashree has stepped into Animal Birth Control in stray dogs, as well

Kudumbashree is planning to come with a web and mobile app for mapping the beneficiaries of the Animal Husbandry Schemes and also for detailed tracking of the progress made by the farmer in the program.

Scope

Scope of this document is to detail the requirements for the development of web and mobile application and for creating a real time interactive map for identifying the beneficiaries under Animal Husbandry Programmes of, Kudumbashree and also to track the progress made by the beneficiary. The mobile application is for the use of officials of Kudumbashree for geotagging the beneficiaries and the geotagged map shall be made available to the public.

Tentative Calendar of Events

SI No	Milestone	Date & Time
1	Release of EoI	22/11/2018
2	Last date for submission of EoI	29/11/2018
3	Technical Evaluation of the proposal	29/11/2018
4	Shortlisted startups to submit the financial bid	10/12/2018
5	Evaluation of Financial Bid	10/12/2018

Scope in Detail

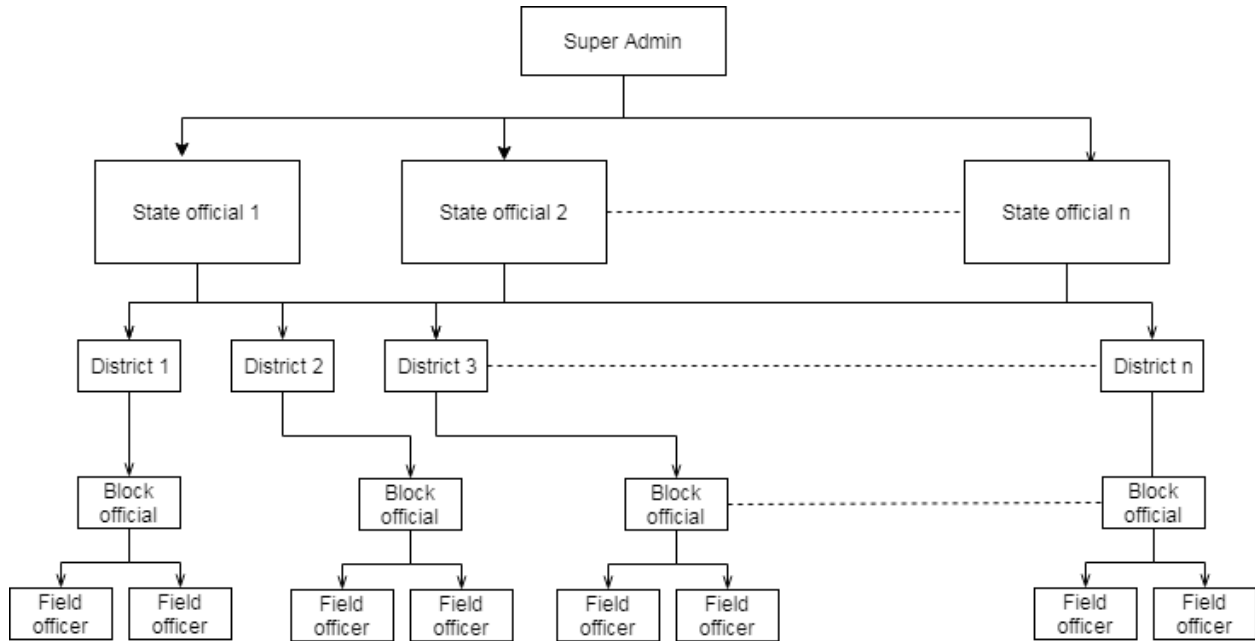
The scope of the web application includes:

1. Receiving the application from Block. (Appendix 1)
2. Applicants apply for various schemes under the Animal Husbandry (Appendix 1)
3. After reviewing the application and is passed onto District Office for approval.
4. District official on approval, the applicant details given to the concerned block field officer for verification.
5. Community resource persons visits the premises verify the applicant details, geo tag the place and upload images.
6. The verified user profiles are then reviewed by the district official and gives approval.
7. Approved beneficiaries are then informed to the respective field officials
8. The progresses of each beneficiary as reported by field officers are reviewed by the state authorities.
9. State authorities shall then generate reports as and when required on various schemes.
10. State authorities to have a real-time dashboard, with geo tagged beneficiaries in a single map.

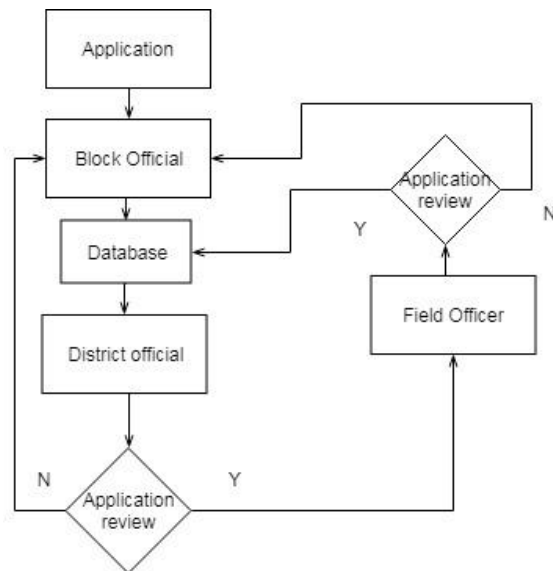
The mobile application shall include:

1. Login for field officers.
2. The field officer upon entering the unique id of the applicant gets the complete application in the mobile app. The field officials/BCs/CRPs then verify the entire details, ensure it is correct, geo-tag the location and uploads images for verification by the district official.
3. The field officials/BCs/CRPs should be able to upload the details only if he/she is in the location similar to the location of the beneficiary. The entry of data to be limited to field of area of operation of the officer.
4. **Tracking the progress of existing beneficiary:** The field officer will also have provision for updating the existing beneficiary details and to report the progress made.
5. **Adding new scheme to existing beneficiary:** The scheme offers beneficiaries for enrolling to multiple schemes. The detail of various schemes enrolled by the beneficiary has to record and should be available to the field officer, district and state authorities as and when required.
6. As mentioned in the above point, the field officials/BCs/CRPs should be able to mark the progress made by the beneficiary in multiple schemes as well.

User Type and workflow - Hierarchy



Beneficiary Application enrollment workflow



Report Generation

The admin should be able to produce various reports from the available database on the various data fields available in both pdf and csv format.

Others

Versions: In both Android and iOS platform

Technology preferred : Open Source

Appendix 1

1. New applicant enrollment

Choose Scheme

- Kshreera saagaram
- Aadugraamam
- Male Calf Rearing
- Backyard Poultry
- Duck Rearing
- Kerala Chicken (Broiler Chicken)

Data collected

1. Beneficiary Name
2. Address
3. Aadhaar no
4. Phone No
5. Landmark
6. Block
7. CDS
8. ADS
9. Group Name
10. No of Animals/ Birds
11. Date of Project Submitted
12. Approval/Rejection By DMC
13. Geo Tag
14. Upload details

Appendix 2

Quarterly data updation

1. No of Animals at Present
2. Income earned
3. Problems (Diseases/Damage in Cattle shed/Death of animals/lack of feeds etc)

Appendix 3

Existing data being collected

Scheme Type

1. Kshreera saagaram
2. Aadugraamam
3. Male Calf Rearing
4. Backyard Poultry
5. Duck Rearing
6. Kerala Chicken (Broiler Chicken)

Applicant details


1. Beneficiary Name
2. Address
3. Aadhaar no
4. Phone No
5. Landmark
6. Block
7. CDS
8. ADS
9. Group Name
10. No of Animals/ Birds
11. Date of activity Started
12. Subsidy Amount
13. Subsidy amount received date
14. Daily production
15. Total income in last year (up to Dec 2018)
16. Total expense in last year (up to Dec 2018)
17. Last updated date

Eligibility Criteria

- 1 The bidder must be a company Registered in India under the Companies Act, 1956.
- 2 The bidder should have either one of the following to be eligible
 - a. A registered office in Kerala
 - b. Registration in Kerala Start Up Mission (KSUM)
- 3 Bidder should have executed at Least 1 end-to end Mobile application Project implemented in any State/ Central Govt. / Semi Government Organization/PSU.

List of Documents to be submitted

1. Copy of Company incorporation certificate
2. KSUM Registration certificate OR Proof of Address (Rent deed copy/Phone bill copy/Electricity bill copy etc)
3. Copy of Work order or other any other relevant document to prove the experience of the firm as per eligibility criteria No. 3.


Executive Director
Kudumbashree