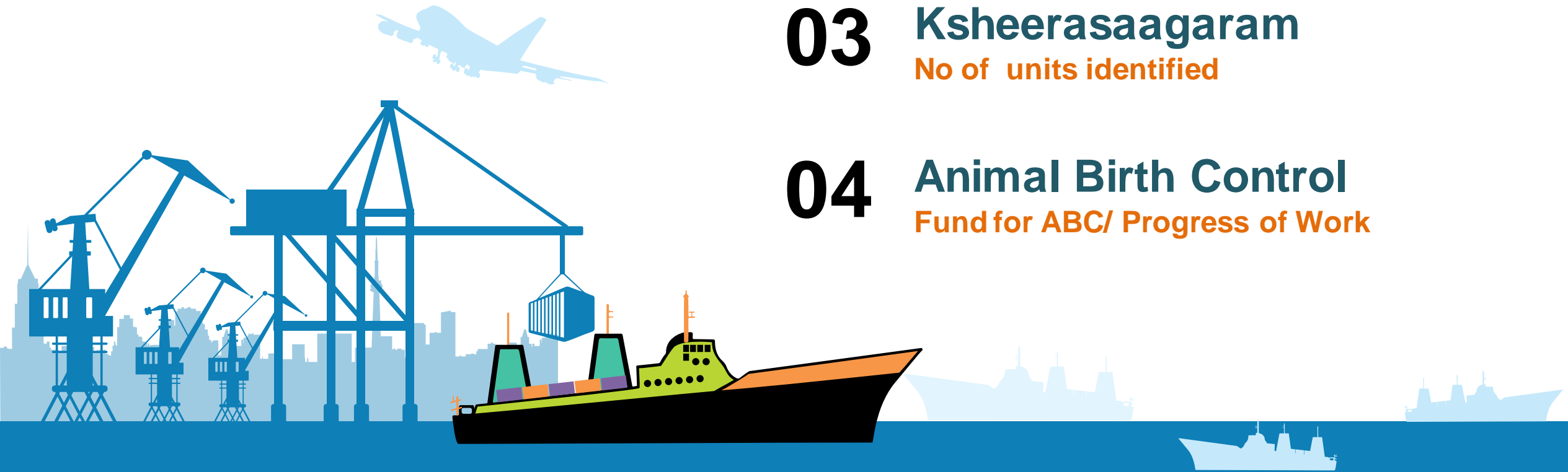




Animal Husbandry

Review Points

- 01 Kerala Chicken**
No of Units / Producer Company Share
etc.
- 02 Janova**
Egg Collector details
- 03 Ksheerasaagaram**
No of units identified
- 04 Animal Birth Control**
Fund for ABC/ Progress of Work



Kerala chicken- Plan Vs Achievement

Broiler Farms- AIM

500

Establish 500 new broiler farms each with 1000 birds Capacity



Achievement

38.6%

Started 193 new Farms during this FY

Kerala chicken- Plan Vs Achievement

Share Holders- AIM

1000

To give 50000 shares to
1000 share holders



Achievement

32.36%

Out of 1208 beneficiaries
391 beneficiaries collected
shares

Kerala chicken- State level Implementing Plan Vs Achievement

State level Plan

- Producer Company
- End to end process
- MPI Convergence
- Insurance Scheme.



Achievement

- ❖ Started functioning of Producer company
- ❖ MPI convergence started – with farm capacity of 103000 sq.ft
- ❖ Insurance scheme started- insured all the farms in the integration system.
- ❖ Started integration system by KBFPCL



District wise status

Kerala Chicken- **Broiler Farms**

| SL. No | Districts | Total no of Broiler Farm Units |
|--------|--------------------|--------------------------------|
| 1 | Ernakulam | 130 |
| 2 | Thrissur | 119 |
| 3 | Thiruvananthapuram | 86 |
| 4 | Kollam | 85 |
| 5 | Kasaragod | 54 |
| 6 | Malappuram | 53 |
| 7 | Kottayam | 48 |
| 8 | Pathanamthitta | 42 |
| 9 | Alappuzha | 42 |
| 10 | Idukki | 37 |
| 11 | Palakkad | 36 |
| 12 | Kozhikode | 28 |
| 13 | Kannur | 24 |
| 14 | Wayanad | 15 |
| | Total | 799 |

Status



Best Performing Districts:
EKM, TSR



Districts need Improvement :
PTA, ALP, IDK, PKD



Districts need Special Attention : WYD, KNR, KKD

Kerala Chicken- Broiler Farms FY : 19-20

| SL. No | Districts | No of Broiler Farm Units Started - FY 19-20 |
|--------|--------------------|---|
| 1 | Thiruvananthapuram | 42 |
| 2 | Kasaragod | 34 |
| 3 | Pathanamthitta | 23 |
| 4 | Ernakulam | 15 |
| 5 | Wayanad | 15 |
| 6 | Palakkad | 14 |
| 7 | Idukki | 11 |
| 8 | Kottayam | 10 |
| 9 | Kozhikode | 10 |
| 10 | Malappuram | 8 |
| 11 | Alappuzha | 7 |
| 12 | Thrissur | 4 |
| 13 | Kollam | 0 |
| 14 | Kannur | 0 |
| | Total | 193 |

Status



Best Performing Districts:
TVM, KSD,



Districts need Improvement:
PTA, EKM, WYD, PKD



Districts need Improvement:
IDK, KTM, KKD, MLP, ALP,
TSR



Districts need Special Attention: KLM, KNR

Kerala Chicken - Share Details

| SL. No | Districts | Total No of Beneficiaries | No of Share Holders (Producer Company) | Total Share Amount | % of Achievement |
|--------|--------------------|---------------------------|--|--------------------|------------------|
| 1 | Pathanamthitta | 48 | 48 | 28800 | 100.00 |
| 2 | Kannur | 24 | 24 | 20000 | 100.00 |
| 3 | Kasaragod | 75 | 46 | 23000 | 61.33 |
| 4 | Wayanad | 18 | 9 | 4900 | 50.00 |
| 5 | Palakkad | 45 | 22 | 11000 | 48.89 |
| 6 | Malappuram | 85 | 28 | 14000 | 32.94 |
| 7 | Idukki | 56 | 18 | 10800 | 32.14 |
| 8 | Kottayam | 56 | 16 | 9600 | 28.57 |
| 9 | Thiruvananthapuram | 90 | 23 | 14800 | 25.56 |
| 10 | Thrissur | 188 | 43 | 21500 | 22.87 |
| 11 | Kollam | 132 | 29 | 19600 | 21.97 |
| 12 | Ernakulam | 350 | 71 | 35900 | 20.28 |
| 13 | Alappuzha | 42 | 8 | 5000 | 19.05 |
| 14 | Kozhikode | 34 | 6 | 4500 | 17.64 |
| | Total | 1208 | 391 | 223400 | 32.36 |

Status



Best Performing Districts:
PTA, KNR,



Districts need Improvement :
MLP, IDK, KTM, TVM, TSR,
KLM, EKM



Districts need Special Attention : ALP, KKD

| Sl. No. | Districts | Processed meat Quantity (kgs) | | Total birds required for processed meat@1.3kg/bird | Total Live Birds Quantity to local market | Total birds required | Total no of Broiler Farm Units functioning | Total no of farms required (1000 birds/farm) | New requirement. |
|---------|--------------|-------------------------------|---------------------------------|--|---|----------------------|--|--|------------------|
| | | Kudumbashree Units | Others (Restaurants & Caterers) | | | | | | |
| 1 | KTM | 340 | 175 | 396 | 1800 | 2196 | 48 | 123 | 75 |
| 2 | KNR | 370 | 200 | 438 | 1000 | 1438 | 24 | 81 | 57 |
| 3 | TVM | 580 | 300 | 677 | 1800 | 2477 | 86 | 139 | 53 |
| 4 | KKD | 320 | 175 | 381 | 1000 | 1381 | 28 | 77 | 49 |
| 5 | PTA | 300 | 150 | 346 | 1000 | 1346 | 42 | 75 | 33 |
| 6 | ALP | 300 | 150 | 346 | 1000 | 1346 | 42 | 75 | 33 |
| 7 | WYD | 180 | 100 | 215 | 600 | 815 | 15 | 46 | 31 |
| 8 | KSD | 340 | 175 | 396 | 1000 | 1396 | 54 | 78 | 24 |
| 9 | PKD | 330 | 175 | 388 | 600 | 988 | 36 | 55 | 19 |
| 10 | MLP | 140 | 75 | 165 | 1100 | 1265 | 53 | 71 | 18 |
| 11 | EKM | 410 | 525 | 719 | 1800 | 2519 | 130 | 141 | 11 |
| 12 | IDK | 100 | 50 | 115 | 600 | 715 | 37 | 40 | 3 |
| 13 | TSR | 300 | 150 | 346 | 1800 | 2146 | 119 | 120 | 1 |
| 14 | KLM | 290 | 150 | 338 | 1100 | 1438 | 85 | 85 | 0 |
| | Total | 4300 | 2550 | 5269 | 16200 | 21469 | 799 | 1202 | 403 |

Strategy & Policy

➤ New broiler farms as per the market demand.

➤ CEF /Subsidy support to Beneficiaries

STRATEGY

01

POLICY

02

**Policy level intervention is needed to reduce the space of broiler farms to get license from LSGs- started the process
MoU Signed with Bank of India and SBI for the availability of Loan**

Market Strategy for Kerala Chicken

245 Sales outlets

152 Sales Outlet one at each block & 93 sales outlets one at each Municipality)

28 Kudumbashree Shoppee
(2/ Districts)

Plan



Strategy

State Mission will issue proper guideline

Select the units which have experience in this sector

Sales outlet Model



Next Plan

14 Feed Store

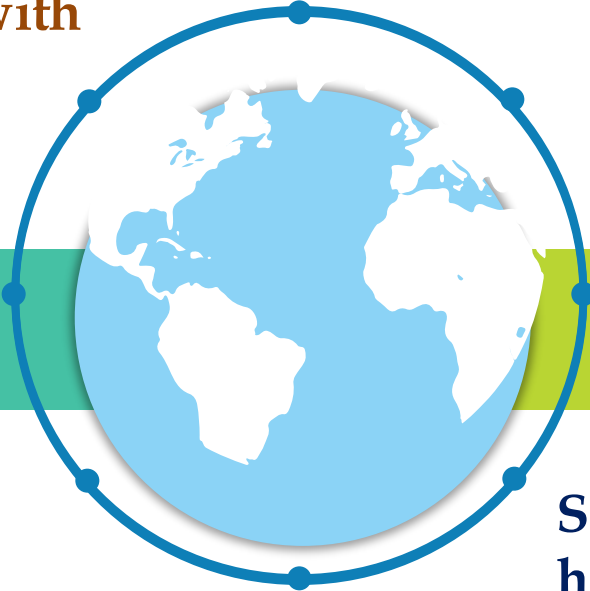
1500 sqft spce

Stock will provide by KBFPCL

245 Sales outlets

403 New broiler Farms with
1000 birds each.

Plan



Strategy


Select the units which
have experience in the
broiler industry

Janova- Plan Vs Achievement

Egg Collectors- AIM

1000

1 egg collector in each
CDS



Achievement

29%

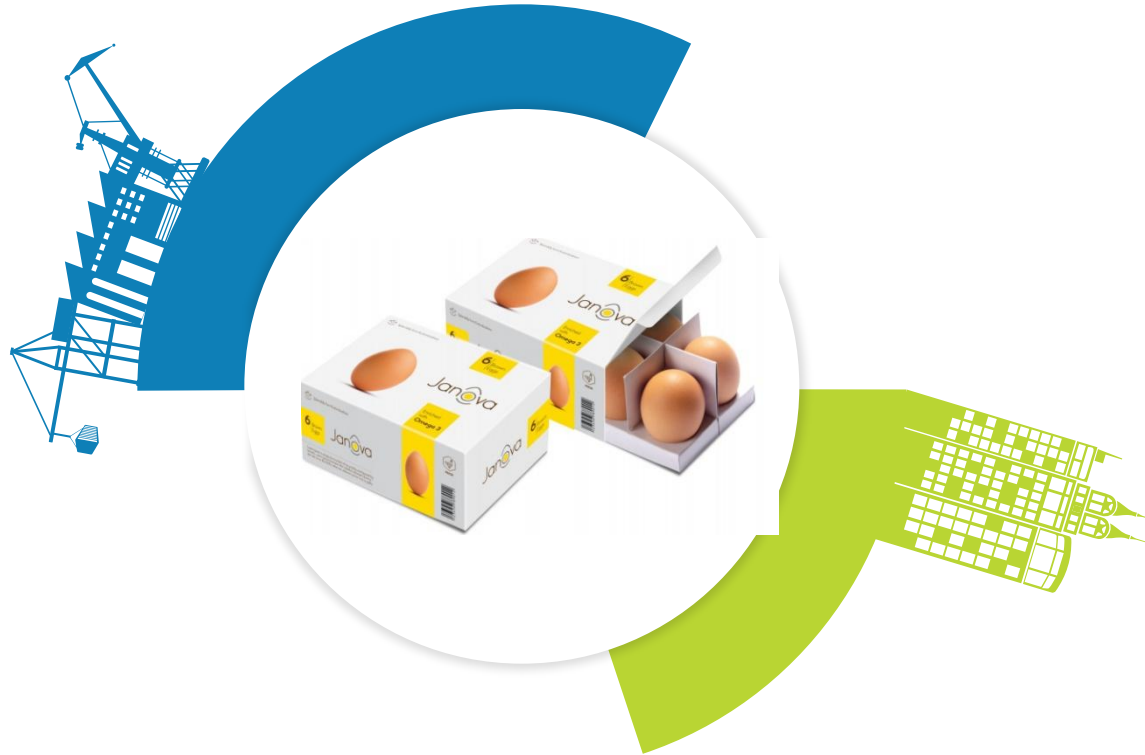
**Selected 290 egg
collectors.**

Janova- State level implementing Plan **Vs** Achievement

Egg Powder Factory
- AIM

1

1 egg powder factory
with 1 lakh egg/day
capacity



Achievement

Not yet started.

"Janova" Egg Collectors Details

| Sl No | District | Total no. of CDS | No of Egg Collectors Selected | % of Achievement |
|-------|--------------------|------------------|-------------------------------|------------------|
| 1 | Ernakulam | 101 | 90 | 89.11 |
| 2 | Idukki | 54 | 28 | 51.85 |
| 3 | Pathanamthitta | 58 | 21 | 36.21 |
| 4 | Thrissur | 100 | 36 | 36.00 |
| 5 | Kollam | 74 | 23 | 31.08 |
| 6 | Thiruvananthapuram | 83 | 25 | 30.12 |
| 7 | Kasaragod | 42 | 10 | 23.81 |
| 8 | Malappuram | 110 | 23 | 20.91 |
| 9 | Alappuzha | 79 | 12 | 15.19 |
| 10 | Kannur | 81 | 12 | 14.81 |
| 11 | Kottayam | 78 | 10 | 12.82 |
| 12 | Palakkad | 96 | 0 | 0.00 |
| 13 | Kozhikode | 82 | 0 | 0.00 |
| 14 | Wayanad | 26 | 0 | 0.00 |
| | Total | 1064 | 290 | |

Status



Best Performing Districts:
IDK, EKM



Districts need improvement:
MLP, ALP, KNR, KTM



Districts need special attention: PKD, KKD, WYD

Strategy & Policy

➤ Special meetings at CDS level

➤ Special camps @ CDS level to collect details of producers.

STRATEGY

02



01

POLICY

**Proposal Submitted in
RKDP for getting Fund.**

Next Plan for Janova

14 Egg kiosks

152 Egg collection and packing centre

Need to start the same before next quarter.

Plan



Strategy

Will provide fund from special livelihood plan

Special livelihood support

| SL No | Particulars | Physical Aim | Amount (cr.) |
|-------|---------------------------------------|--|--------------|
| 1 | Egg Collection, Packing and marketing | 100 egg collection and packing units 2 egg kiosk 1 egg van | 2.65 |
| 2 | GRQ | 100 units | 0.10 |
| 3 | Adugraamam | 300 New units (Subsidy) | 1.50 |
| 4 | Ksheerasaagaram | 100 New units (Subsidy) | 2.19 |
| 5 | Milk Value Addition | Start one Value added unit in Milk | 3.56 |
| 6 | ABC pooled fund | | 3.00 |
| | Total | | 13.00 |

Ksheerasaagaram- Plan Vs Achievement

Ksheerasaagaram AIM

200

New 200
Ksheerasaagaram
units



Achievement

238

232 units training
completed.
640 units identified.

Status

Ksheerasaagaram

| No | Districts | No. of units - training completed |
|----|--------------|-----------------------------------|
| 1 | Wayanad | 177 |
| 2 | Palakkad | 48 |
| 3 | Kozhikode | 13 |
| | Total | 238 |



**Best Performing Districts:
WYD, PKD, KKD**

Ksheerasaagaram- State level implementing Plan Vs Achievement

Milk Processing Plant- AIM

1

1 milk processing plant with hi tech equipments



Achievement

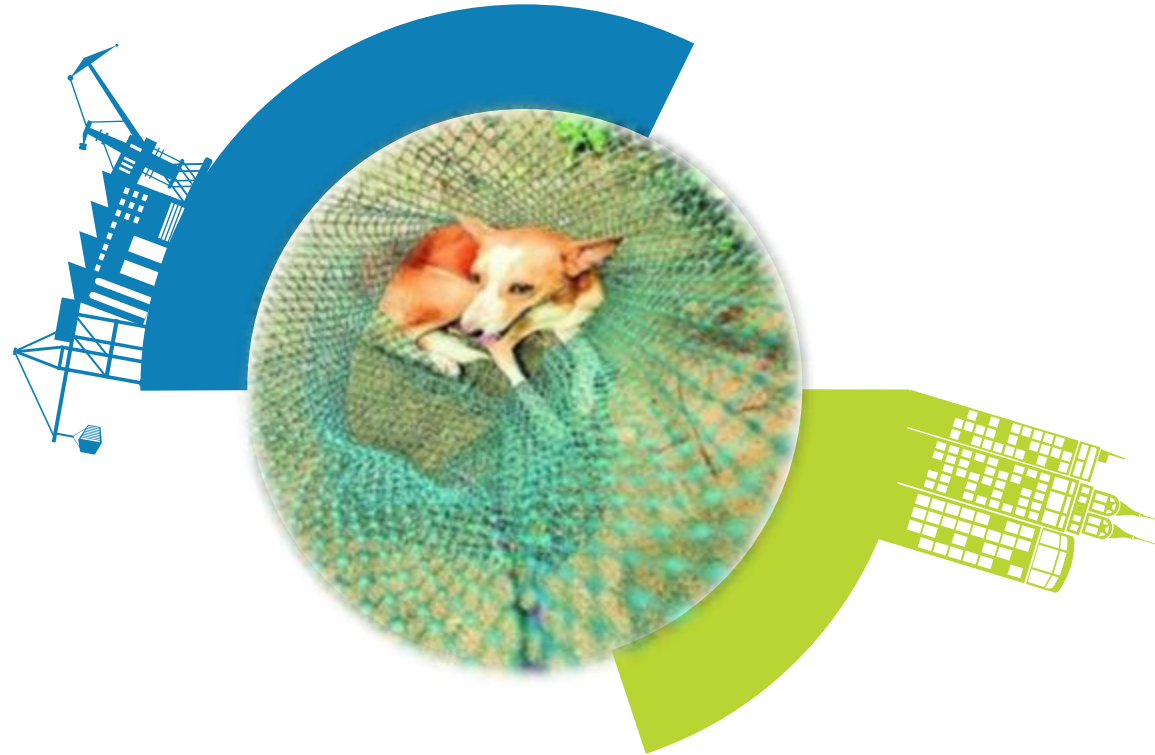
Planning board approved the proposal and sanctioned the project and approved 3.5 Cr.

ABC- Plan Vs Achievement

ABC - AIM

50 Lakh

Ensure all the ABC units will have an average income of 50 lakh



Achievement

4.45 cr.

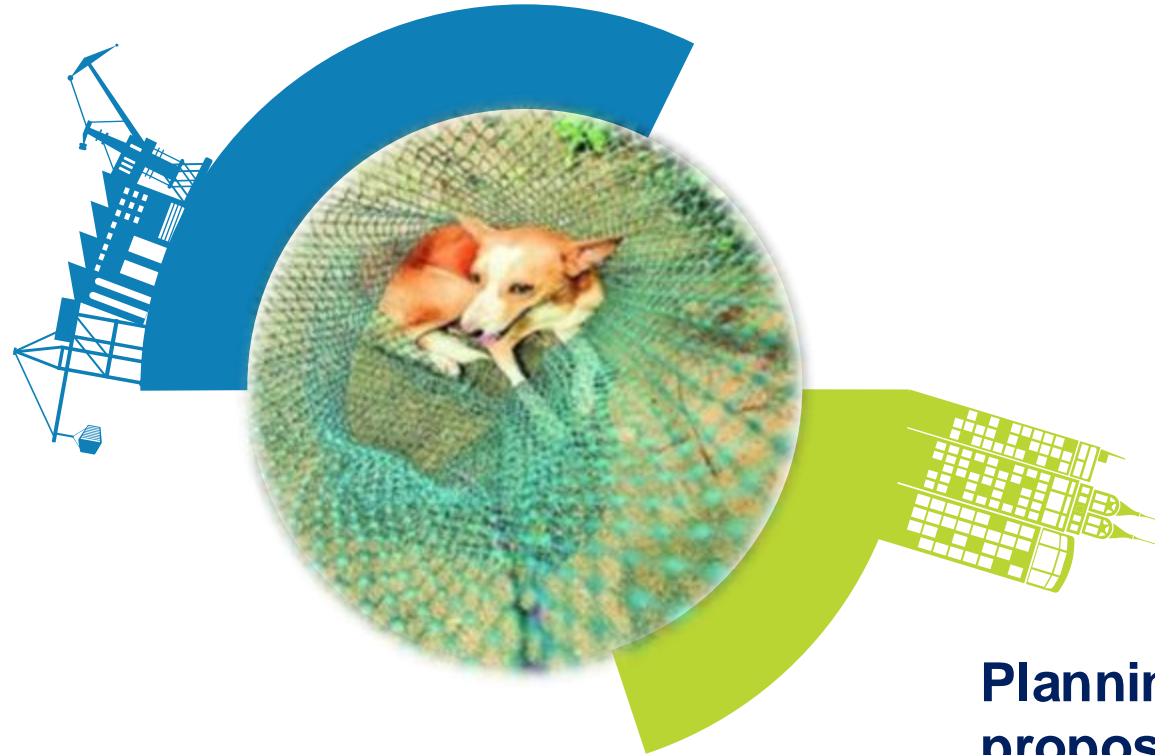
4.45 Cr. rupees allocated by LSGS during this FY 19-20.

ABC- State level implementing Plan **Vs** Achievement

ABC - AIM

3 Cr.

Pooled fund for ABC



Achievement

3 cr.

Planning board approved the proposal and sanctioned the pooled fund for ABC.

Strategy & Policy

Will give an orientation to the ABC units and DMT regarding the ABC Pooled fund.

STRATEGY

02



01

POLICY

Mission will provide proper guideline for the utilisation of the pooled fund.



Thank You