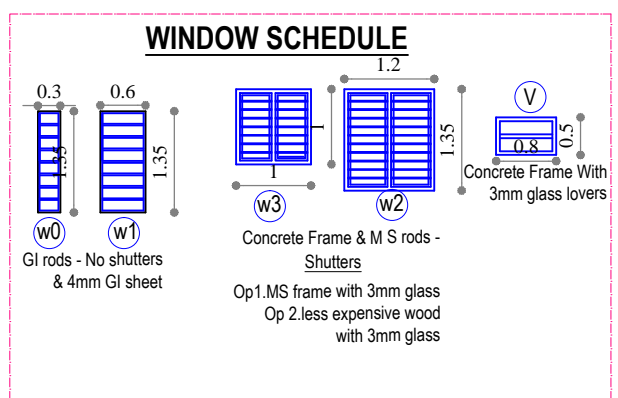
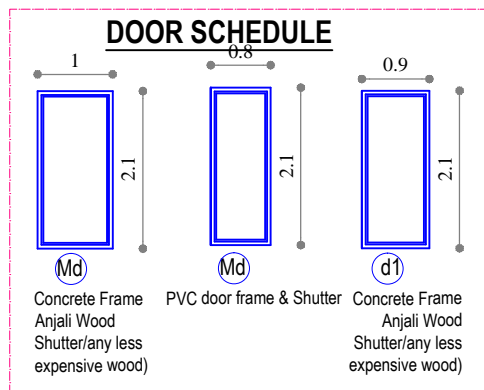
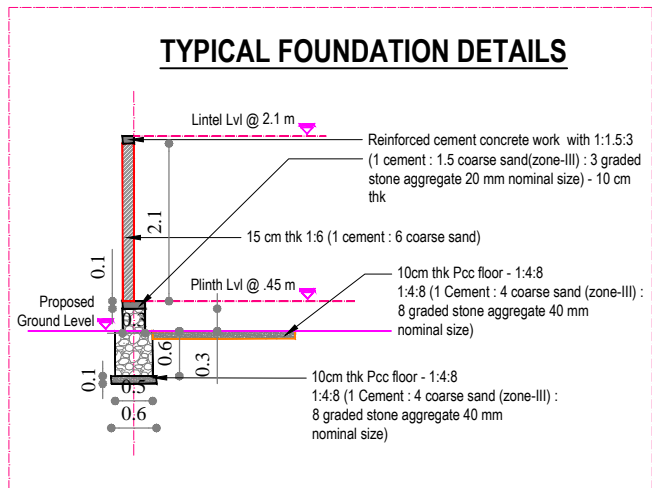



GROUND FLOOR PLAN
FLOOR AREA : 53.04 SQM (570.71 sqft)
CARPET AREA : 42.44 SQM

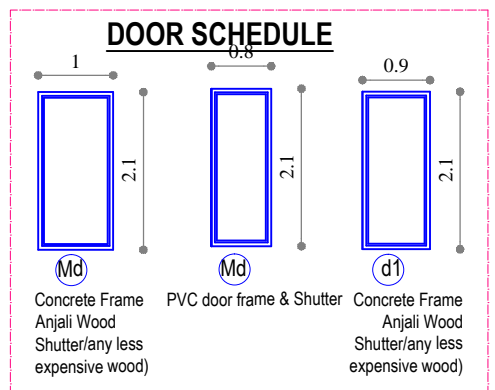


WINDOWS

Type	Size (cm)	Nos
w0 -	30 x 140 cm	3
w -	60 x 100 cm	1
w1 -	60 x 140 cm	4
w2 -	120 x 140 cm	4
w3 -	100 x 100 cm	1
V -	80 x 80 cm	2

DOORS

Type	Size (cm)	Nos
Md -	100 x 210 cm	1
d1 -	90 x 210 cm	3
td -	75 x 210 cm	2



Project :
PMAY - BLC HOUSE DESIGN

Drawing :
**SINGLE STORIED
 1HK - Type 5**

All Dimensions in cm
 Sheet : A4

Disclaimer : These drawings are the sole property ofchanges or copies shall be made without prior consent of The contractors /site engineers /supervisors must verify all dimensions of the job and report any discrepancies to the Architects before executing the work.