

AGRICULTURE

AG O1 ORGANIC FARMING

- 10,000 Ha put under organic farming
- 201 clusters engaging 20,000 JLGs

**CLUSTER LEVEL
COORDINATORS
(CLCs)**

- ❖ 1 CLC monitor activities of 50 JLGs
- ❖ 402 CLCs for 20,000 JLGs

1st QUARTER TARGETS

Activity	Timeline
Identification of CLC	May-18
Training of CLC	May-June



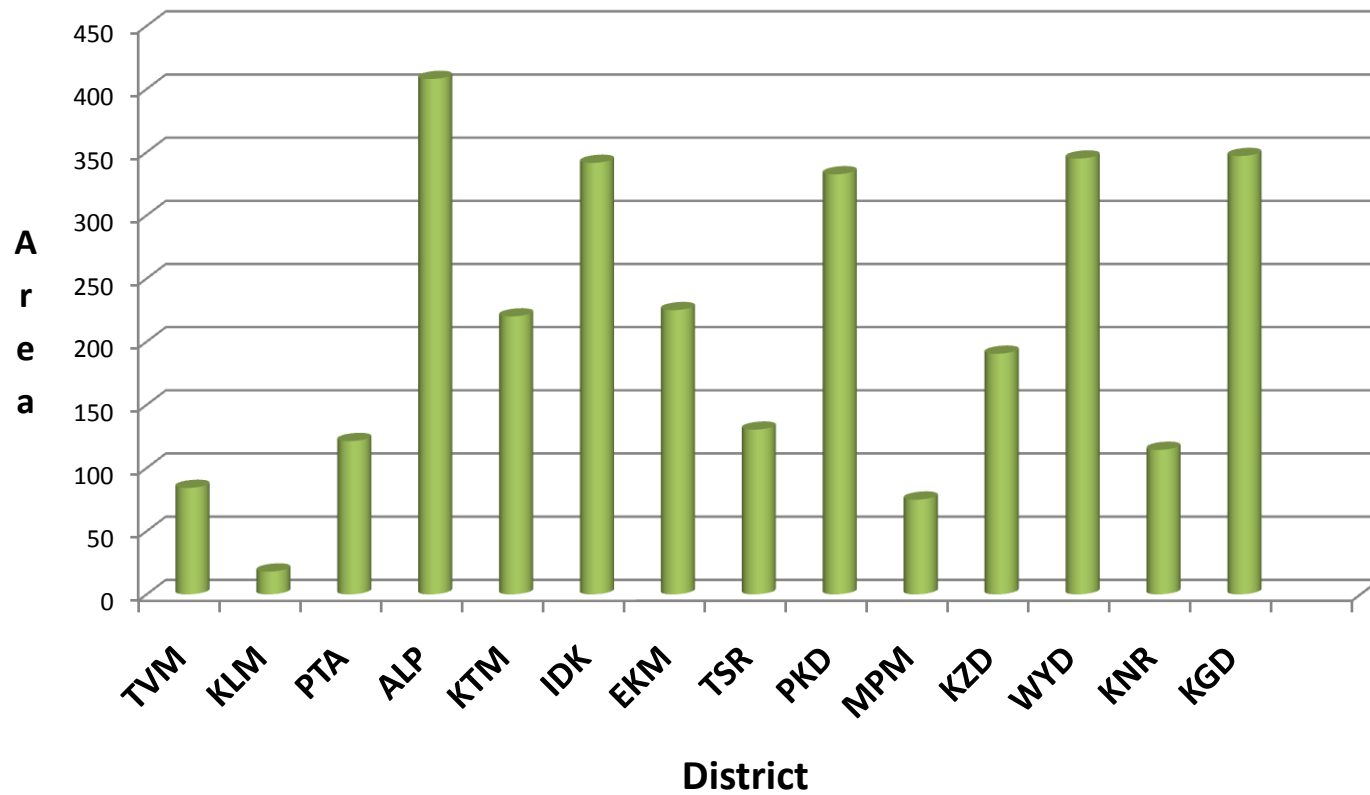
[Link : Organic farming](#)

District	No. of clusters identified		No. of CLCs identified/ selected		No. of JLGs identified	Area identified (in ha)
	Target	Achieved	Target	Achieved		
Thiruvananthapuram	12	12	24	21	212	84.3
Kollam	14	14	28	28	112	18
Pathanamthitta	9	8	18	16	416	121.35
Alappuzha	15	15	30	30	963	408
Kottayam	15	15	30	30	385	220
Idukki	16	14	32	28	1100	341.6
Ernakulam	16	16	32	32	800	225
Thrissur	19	16	38	21	667	130.39
Palakkad	19	13	38	26	44	332.52
Malappuram	17	5	34	0	500	75
Kozhikkod	13	13	26	0	323	190.5
Wayanad	9	9	18	16	525	345
Kannur	14	5	28	0	54	114.4
Kasargod	13	13	26	26	1200	347
Total	201	168	402	274	7301	2953.06

84 %

30 %

Area identified for organic farming (Ha)



AG 04 FALLOWLESS VILLAGE

- Convergence with Grama panchayath, MNREGS and agriculture department
- Target : 100 acres/ district

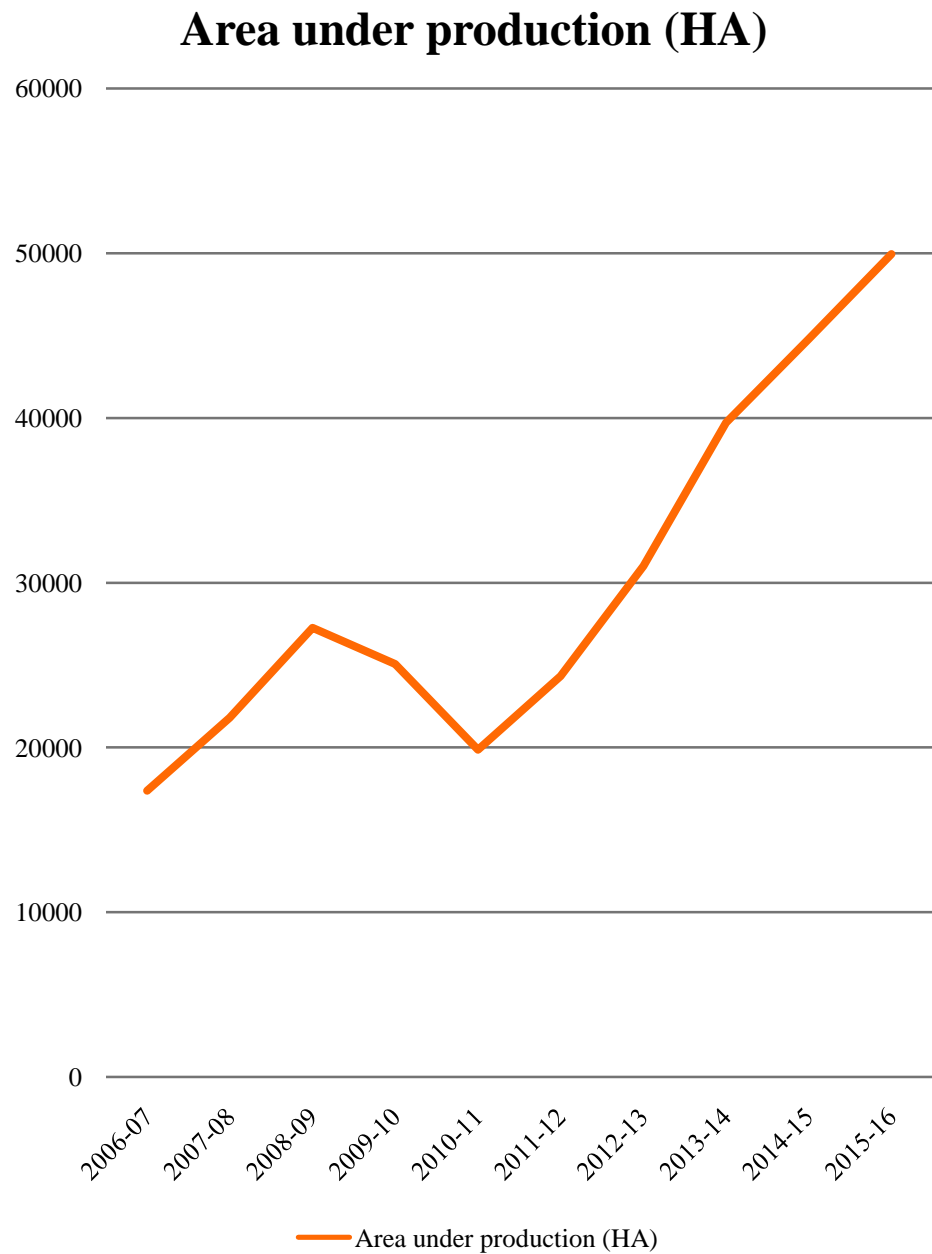
1st QUARTER TARGETS

Activity	Timeline
Identification of fallow lands	June - July 2018

[Link: Fallow-less village](#)



Financial year	Area under production (HA)
2006-07	17370
2007-08	21805
2008-09	27270
2009-10	25062
2010-11	19850
2011-12	24331
2012-13	31021
2013-14	39711
2014-15	44802
2015-16	49960



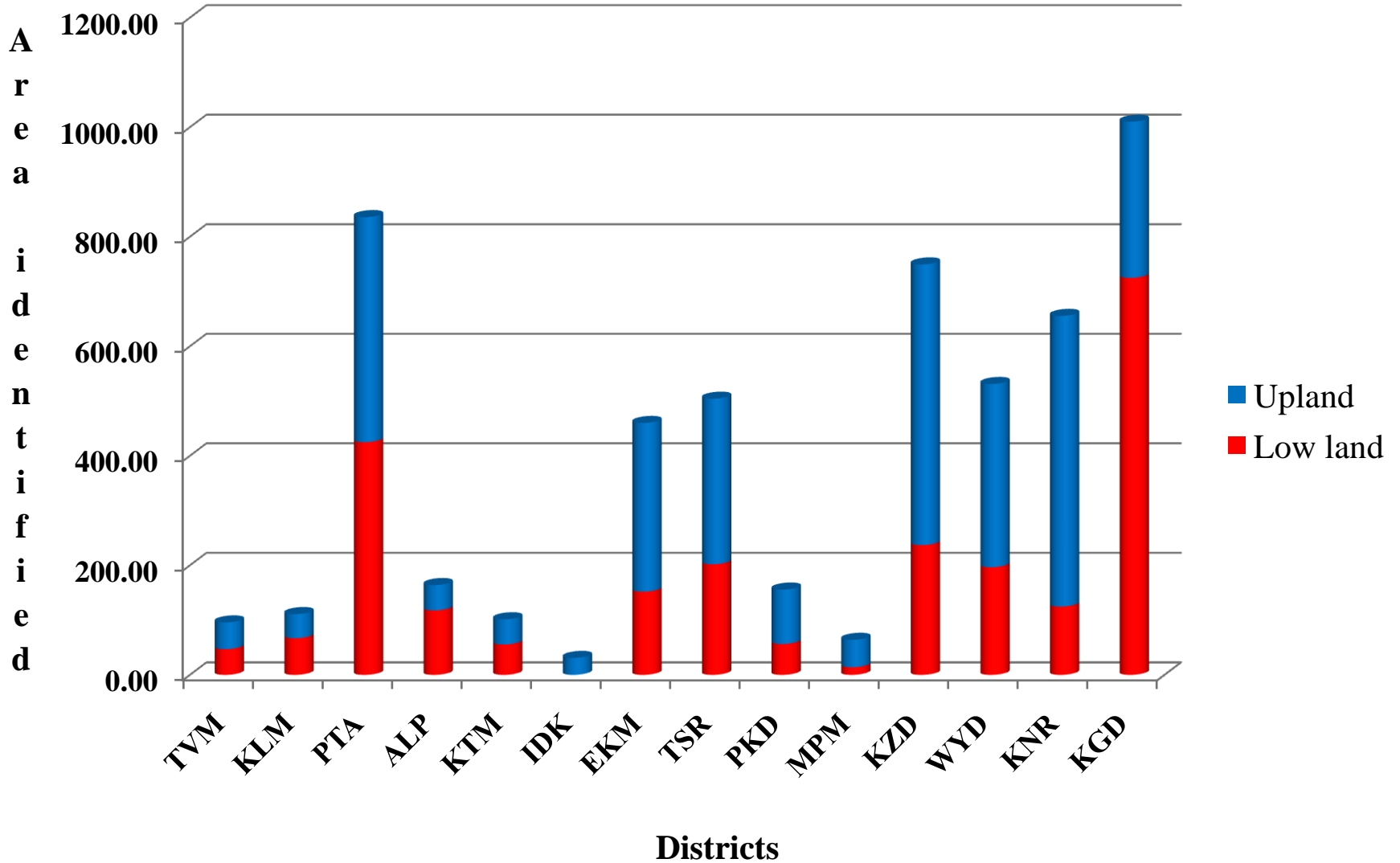
AG 04 FALLOWLESS VILLAGE....

District	Area identified (in acres)		
	Low land	Upland	Total
Thiruvananthapuram	47.00	48.75	95.75
Kollam	67.00	44.00	111.00
Pathanamthitta	425.00	410.90	835.90
Alappuzha	117.78	46.15	163.93
Kottayam	55.50	46.00	101.50
Idukki	0.00	31.00	31.00
Ernakulam	152.00	308.00	460.00
Thrissur	202.00	302.30	504.30
Palakkad	56.35	99.35	155.70
Malappuram	14.00	50.00	64.00
Kozhikkod	237.00	512.50	749.50
Wayanad	196.72	334.45	530.17
Kannur	124.80	530.70	655.50
Kasargod	725.00	285.00	1012.75
Total	2420.15	3049.10	5471

390 %



Fallow land identified (in acres)



AG 07 PRODUCER COMPANIES

1st QUARTER TARGETS

Activity	Timeline
staff training and capacity building on PC formation	April
Mobilization and registration of producer company at the community level	May- Aug

[Link : Producer Company](#)



District	Commodity identified	No. of JLGs identified	Location identified
Thiruvananthapuram	Tapioca	50	Vamanapuram
Kollam	Banana	72	Anchal, Chadayamangalam
Pathanamthitta	Honey	140	Kalanjoor
Alappuzha	Egg	58	Maranikulam North
Kottayam	Paddy	61	Kallara
Idukki	Vegetables	55	Kanthallor
Ernakulam	Paddy	125	Muvattupuzha, Mulanthuruthy Block
Thrissur	Paddy	125	
Palakkad	Paddy	340	Alathoor, Malampuzha, Mannarkkad
Malappuram			
Kozhikkod	Paddy	276	Cheruvannur Panchayath, Perambra block
Wayanad	Fruits, Vegetables, Dairy	500	Thavinjal and Ambalavayal
Kannur	Paddy, Spices and Pulses	285	Kalliassery Block
Kasargod	Paddy	320	Nileshwarm, Kanjangad Block
Total		2407	

AG 10 MEDICINAL PLANTS CULTIVATION

**Thiruvananthapuram
Thrissur
Kozhikkode
Wayanad
Kannur**

50 Ha / District

1st QUARTER TARGETS

Activity	Timeline
Mobilization of units and training	May- July

[Link : Medicinal Plants](#)



District	Medicinal plant selected	No. of JLGs identified	Area identified (in Ha)	Convergence details
Tvm	Aloe vera, Thulsi, Turmeric	62	4	Santhigiri and local
Thrissur	Turmeric, Kurumthotti,Sathavari,	92	11.1	Mattathur society
Kozhikkode	Kodangal, Adalodakam,	10	2	
Wayanad	Kodangal, Adalodakam, Turmeric, Alovera, Thippaly, Sathavari,Panikoorkka, Vatham Kolly, Koova	79	36.5	Kottakal Aarya Vaidya Shala
Kannur	Vetiver, Asparagus,Koduveli, Orila, Moovila, Thippali, Ginger, Turmeric, Aloe vera, Velvet bean, Kurumthotti, Adalodakam, Adapathiyam, Chittamrth	58	25.6	Itoozhi Vaidyashala
Total		291	79.2 Ha	(31.68)

TARGETS FOR NEXT PRM

Prog code	Program	Activity
AG 01	Organic farming	Selection & training of CLCs
		Mobilisation & training of JLGs
AG 04	Fallow less village	Land preparation and cultivation in convergence with MNREGA
AG 07	Producer Companies	Mobilization & registration of PCs at community level
AG 10	Medicinal Plants Cultivation	Mobilization of units & training



AG 02 PASSION FRUIT CULTIVATION

- 10,000 seedlings /district
- 28,000 farmers targeted for training



1ST QUARTER TARGETS

Activity	Timeline
Assessment of existing no of passion fruits vines	March 31st 2018
JEVA team training on passion fruit training	May
Capacity building of the community	May - June

[Link : Passion Fruit](#)



PASSION FRUIT CULTIVATION

District	No. of farmers identified	No. of farmers trained	No. of vines planted
Thiruvananthapuram	2000	1000	0
Kollam	2000	1210	0
Pathanamthitta	2000	2000	0
Alappuzha	2000	1250	0
Kottayam	2000	2000	2700
Idukki	2000	1630	350
Ernakulam	2000	2000	0
Thrissur	2000	2000	10000
Palakkad	2000	1600	0
Malappuram	2000	143	550
Kozhikkod	2000	-	-
Wayanad	2000	2000	0
Kannur	2000	2000	0
Kasargod	2000	50	0
Total	28000	18883	13600

Proposed Passion Fruit Seedlings Supply Schedule by VFPCCK

Slno	Name of the district	Date of supply	No of plants
1	Trivandrum	30-06-2018	10000
2	Kollam	02-07-2018	10000
3	Alappuzha	04-07-2018	10000
4	Pathanamthitta	06-07-2018	10000
5	Kottayam	08-07-2018	6500
6	Ernakulam	10-07-2018	10000
7	Palakkad	12-07-2018	10000
8	Kozhikode	06-07-2018	10000
9	Wayanad	08-07-2018	10000
10	Kannur	10-07-2018	10000
11	Kasargod	12-07-2018	10000



- Flowering : March – November
- Harvesting : June – August
November – January
- Avg Yield : **5 kg/plant/yr**



50 tonnes/district/year
4000 kg/district/month



AG 05 PLANT NURSERIES

Initial target : 10 nurseries/district

1st QUARTER TARGETS

Activity	Timeline
Mobilization of units and training	May

[Link : Plant Nursery](#)

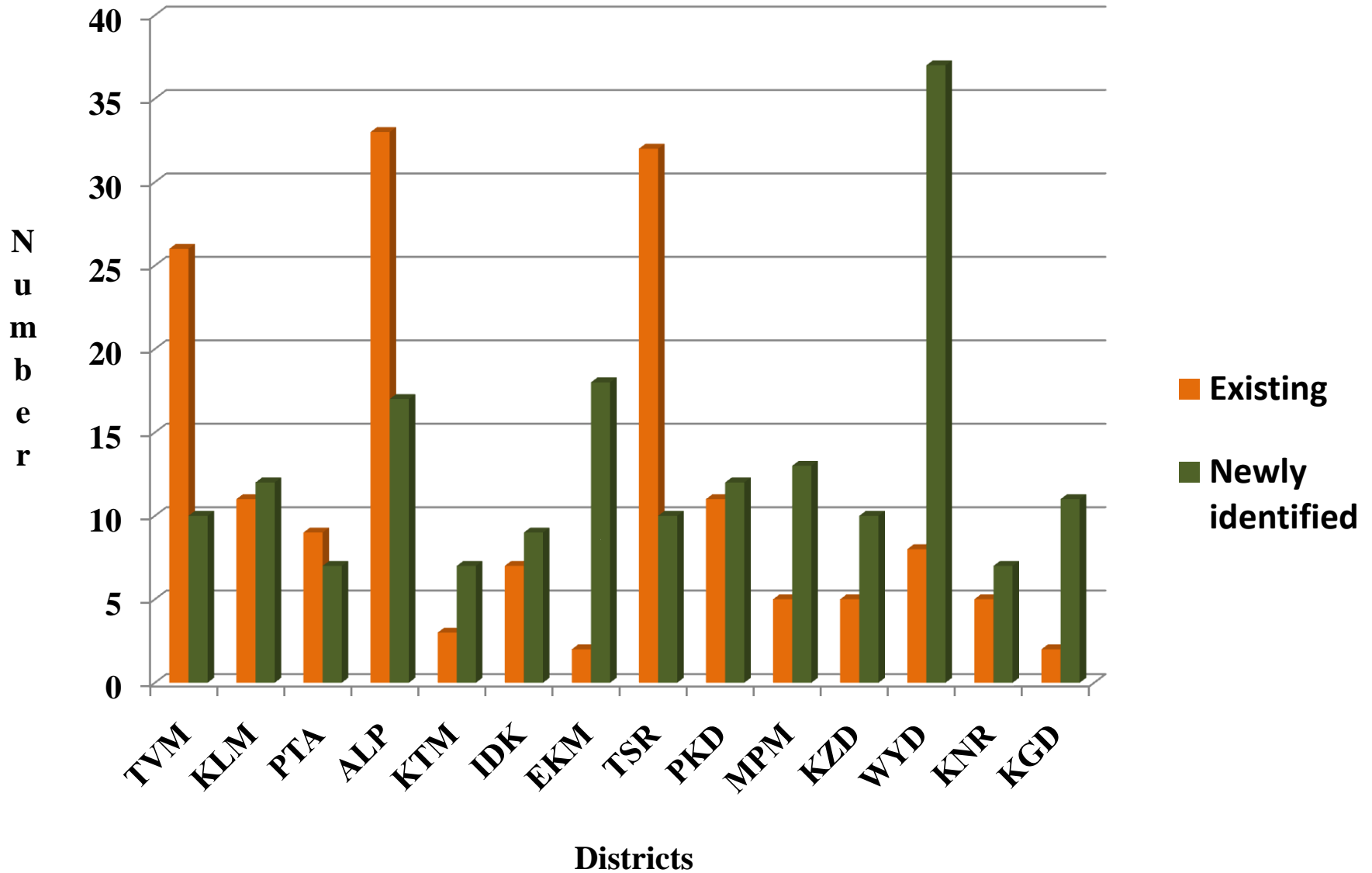


Plant Nurseries

District	No. of existing kudumbashree nurseries			No. units identified		
	Individual	Group	Total	Individual	Group	Total
Tvm	0	26	26	0	10	10
Kollam	6	5	11	4	8	12
Pathanamthitta	0	9	9	1	6	7
Alappuzha	10	23	33	4	13	17
Kottayam	2	1	3	6	1	7
Idukki	0	7	7	7	2	9
Ernakulam	1	1	2	5	13	18
Thrissur	32	0	32	10	0	10
Palakkad	1	10	11	1	11	12
Malappuram	4	1	5	8	5	13
Kozhikode	0	5	5	2	8	10
Wayanad	1	7	8	1	36	37
Kannur	0	5	5	0	7	7
Kasargod	0	2	2	6	5	11
Total	57	102	159	55	125	180

128 %

Plant Nurseries



AG 08 VALUE ADDITION UNITS IN COCONUT & BANANA

District	Physical target VA units		Physical target CFC	
	Banana	Coconut	Banana	Coconut
Thiruvananthapuram	10	--	2	--
Kollam	--	5	--	--
Pathanamthitta	--	5	--	--
Aalappuzha	--	5	--	1
Kottayam	5	--	--	--
Idukki	5	--	--	--
Ernakulam	--	5	--	1
Thrissur	5	5	1	--
Palakkad	--	5	1	--
Malappuram	5	5	--	1
Kozhikkode	--	5	--	1
Wayanad	5	--	1	--
Kannur	--	5	--	1
Kasargode	--	5	--	--
Total	35	50	5	5

In
convergence
with **SFAC**

1st QUARTER TARGETS

Activity	Timeline
Mobilization of units and training	May

[Link : Value addition units](#)



VALUE ADDITION UNITS IN COCONUT & BANANA

District	No. of units identified			No. of CFC identified		
	Coconut	Banana	Total	Coconut	Banana	Total
Tvm	10	20	30	0	0	0
Kollam	4	10	14	0	0	0
Pathanamthitta	0	6	6	0	0	0
Alappuzha	4	0	4	0	0	0
Kottayam	0	8	8	0	0	0
Idukki	0	7	7	0	0	0
Ernakulam	0	5	5	0	0	0
Thrissur	8	15	23	0	0	0
Palakkad	3	5	8	3	2	5
Malappuram	3	2	5	0	0	0
Kozhikkod	2	0	2	0	0	0
Wayanad	0	4	4	0	0	0
Kannur	0	0	0	0	0	0
Kasargod	0	6	6	0	2	2
Total	34	88	122	3	4	7

AG 11 PADDY PRODUCER COMPANIES

10 paddy collectives in state

Establishment of a state level PC

4 CFCs will be established

[Link Paddy Producer Company](#)



PADDY PRODUCER COMPANIES

District	No. of JLG groups identified
Thiruvananthapuram	0
Kollam	0
Pathanamthitta	36
Alappuzha	65
Kottayam	0
Idukki	0
Ernakulam	1
Thrissur	320
Palakkad	142
Malappuram	0
Kozhikkod	276
Wayanad	400
Kannur	1
Kasargod	120
Total	1361



TARGETS FOR NEXT PRM

Prog code	Program	Activity
AG 02	Passion fruit cultivation	Training & planting of seedlings
AG 05	Plant Nurseries	Mobilization , Training and establishment of identified units
AG 08	Value addition units in banana & coconut	Mobilization, Training & setting up of units
AG 11	State level Paddy producer company	Mobilization & training to identified collectives



AG 03 INTENSIVE BANANA CULTIVATION

- 5000 acres are under cultivation

1st QUARTER TARGETS

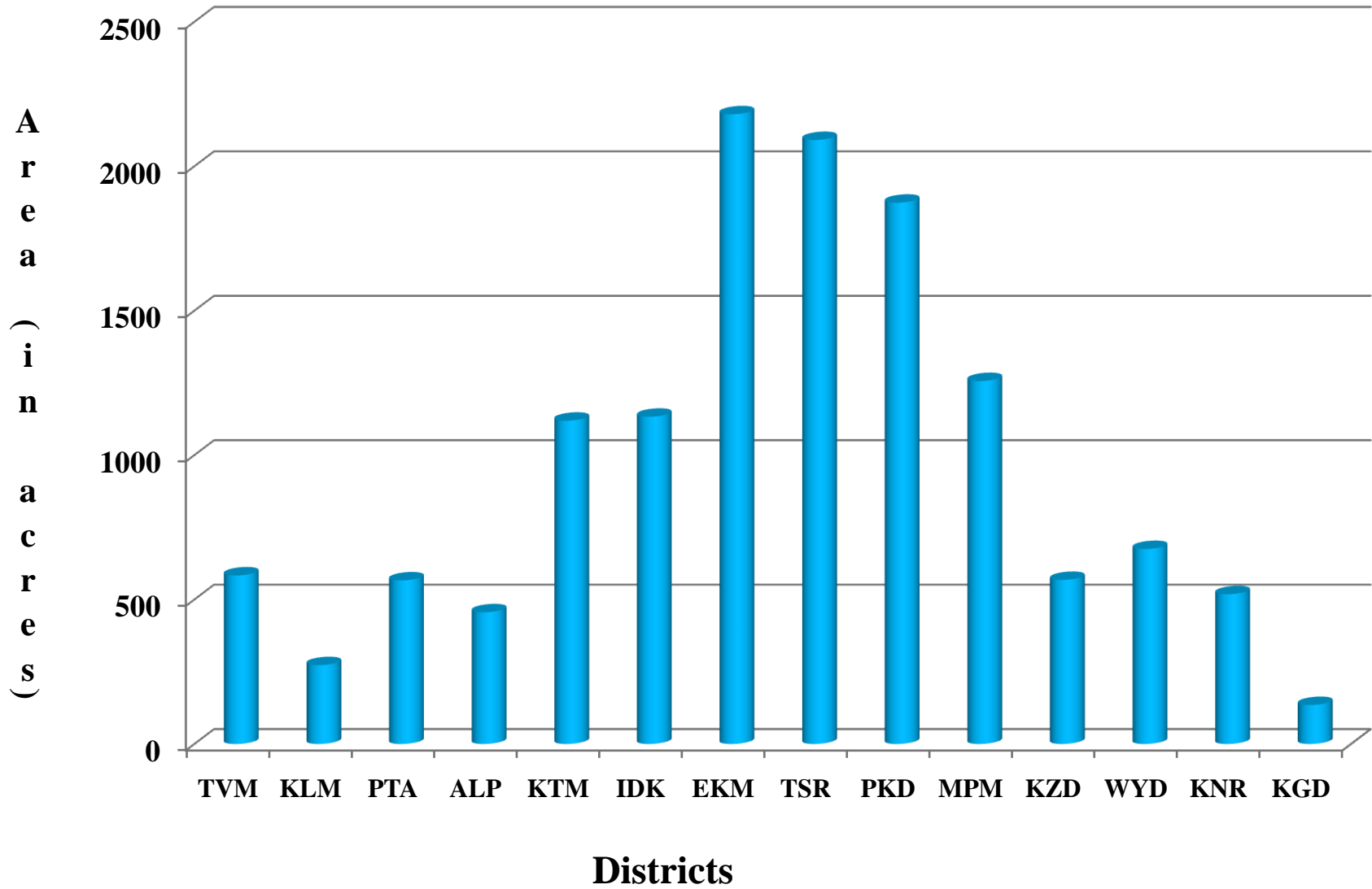
Activity	Timeline
Mapping the present details of Intensive Banana Cultivation	June - July

[Link : Intensive Banana Cultivation](#)



District	Area under banana cultivation (in acres)	No. of JLGs engaged	Avg. expected production (in tonnes)	Production projected by districts(in tonnes)
Tvm	583.5	506	4668	2910.17
Kollam	273	185	2184	1638
Pta	566.3	461	4530.4	2944.76
Alappuzha	456	347	3648	1950
Kottayam	1119.3	632	8954.4	9514.05
Idukki	1133	1372	9064	14729
Ernakulam	2180	1828	17440	17440
Thrissur	2091	1157	16728	10873
Palakkad	1874	744	14992	14500
Malappuram	1256.5	1139	10052	9043.2
Kozhikkod	568	278	4544	6816
Wayanad	675	339	5400	5401
Kannur	518.5	354	4148	2540.65
Kasargod	135	91	1080	609.005
Total	13429.1	9433	107432.8	90253.354

Area under intensive banana cultivation



AG 06 AGRI THERAPY

- Mental and physical development of BUDS, BRC individuals.

[Link : Agri Therapy](#)



District	No. of BUDS/BRC identified	Area identified (in cents)
Thiruvananthapuram	12	40
Kollam	15	68
Pathanamthitta	3	22
Alappuzha	10	78
Kottayam	1	10
Idukki	2	45
Ernakulam	12	100
Thrissur	10	94
Palakkad	14	41
Malappuram	4	45
Kozhikode	14	106
Wayanad	3	30
Kannur	21	168
Kasargod	7	120
Total	128	967 (311%)



AG 09 TRIBAL JLG AND TRIBAL JEVA FORMATION

1st QUARTER TARGETS

Activity	Timeline
Formation of tribal JLGs according to the population of districts and training	May- july

[Link :Tribal JLG](#)



District	No. of existing tribal JLGs	No. of new tribal JLGs identified	JLG formation status	No.tribal JEVA identified
Tvm	147	10	10	15
Kollam	24	4	4	0
Pathanamthitta	29	5	2	1
Kottayam	51	0	0	0
Idukki	312	35		12
Ernakulam	22	10	10	3
Thrissur	5	2	0	0
Palakkad	16	10	26	2
Malappuram	5	13	Registration process	2
Kozhikkod	18	0	0	0
Wayanad	510	310	Registration process	40
Kannur	172	28	28	0
Kasargod	82	12	12	8
Total	1393	439		83

TARGETS FOR NEXT PRM

Prog code	Program	Activity
AG 03	Intensive Banana Cultivation	Identification and establishment of temporary value addition units
AG 06	Agri Therapy	Training and cultivation in identified BUDS/BRCs
AG 09	Tribal JLGs & JEVA formation	Formation of tribal JLGs & training
AG 12	Interest subsidy & area incentives	Distribute all pending subsidy and send UC before next PRM

