



KUDUMBASHREE STATE
PLAN REVIEW MEETING

AGRICULTURE

4th August 2018,
State Mission, TVM

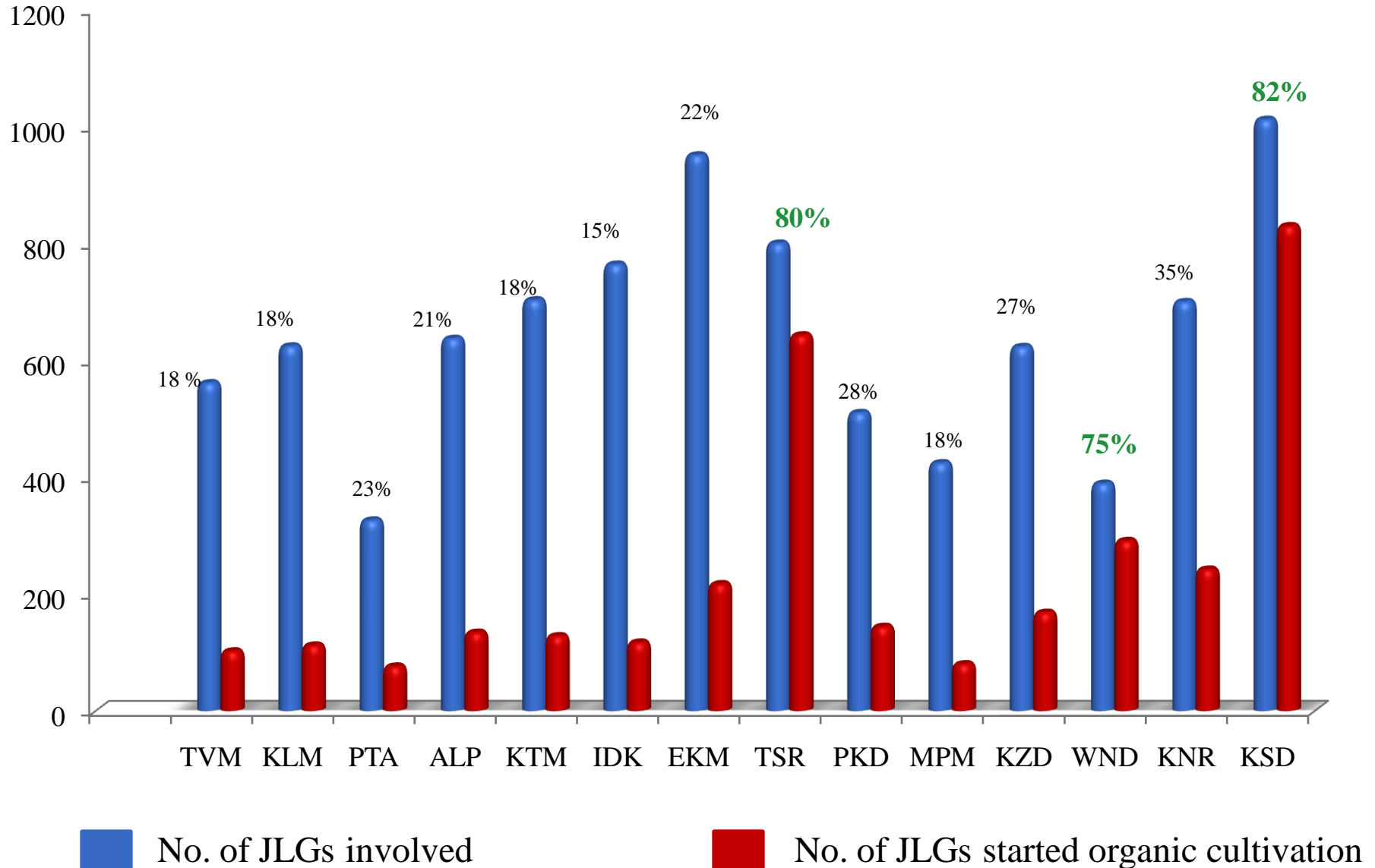
AG 01 ORGANIC FARMING

Districts	No. of CLCs selected	No. of clusters formed	No. of JLGs involved	No. of JLGs started organic cultivation	Area selected (Ha)	Area under organic cultivation started (Ha)	No. of biopharmacies identified
TVM	22	12	561	102	155.9	51.38	8
KLM	28	14	624	112	148	28.9	11
PTA	18	9	326	76	124.05	29.92	8
ALP	30	15	637	134	242.2	54.7	6
KTM	30	15	703	128	241	96.5	24
IDK	32	16	764	117	203	53.4	17
EKM	32	16	951	217	345.09	59.5	42
TSR	38	19	800	643	156.448	100.748	14
PKD	38	19	510	144	110	32.8	23
MPM	34	8	424	80	80	47	15
KZD	26	13	623	168	230.5	42.5	13
WND	18	9	389	291	345	94	15
KNR	28	14	700	242	335.6	78	5
KSD	26	13	1012	830	239	136	4
Total	400	192	9024	3284	2765.788	905.348	205

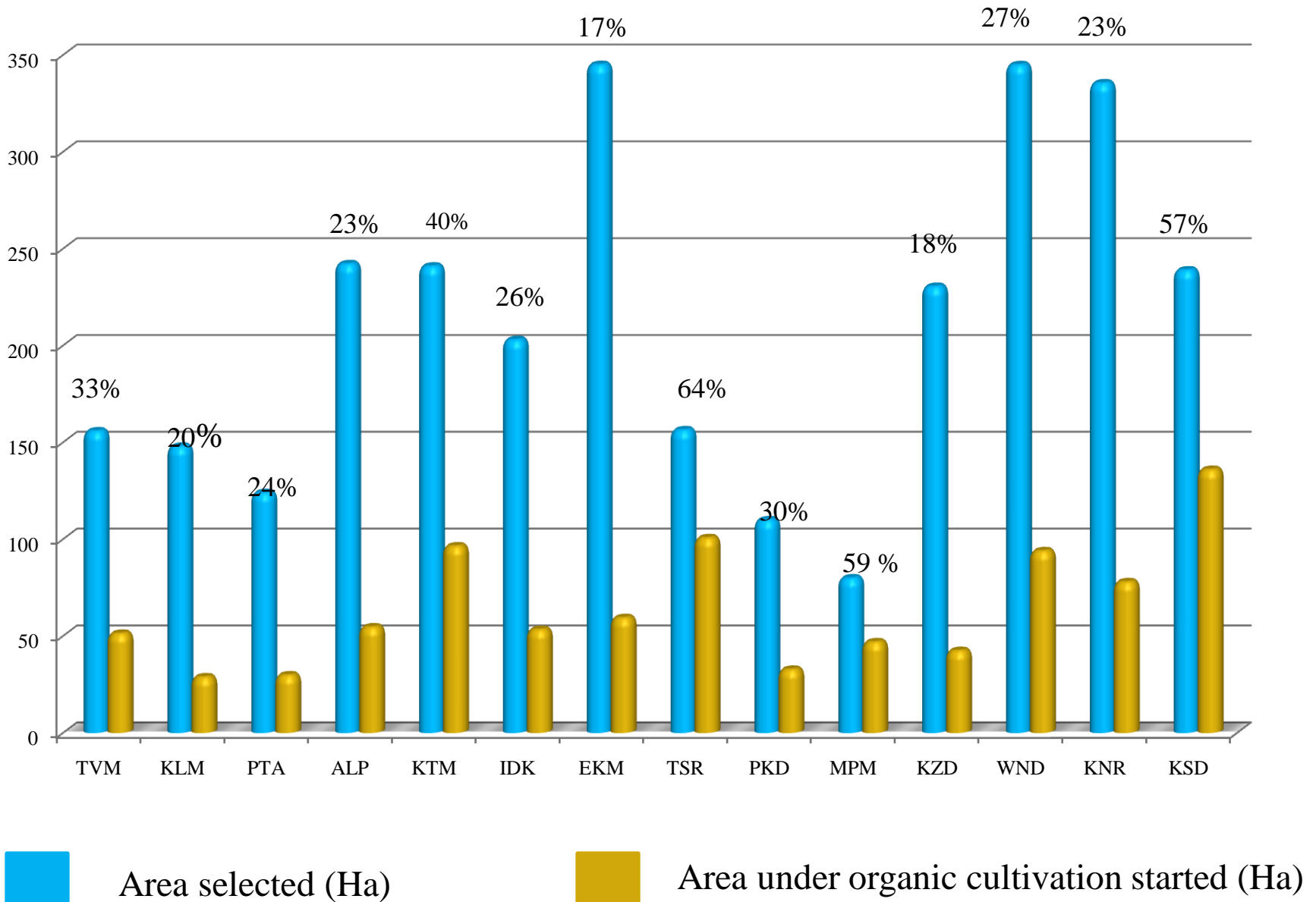
36 %

33 %

Number of JLGs involved in organic cultivation



Area in which organic cultivation started (Ha)



AG 04 FALLOWLESS VILLAGE

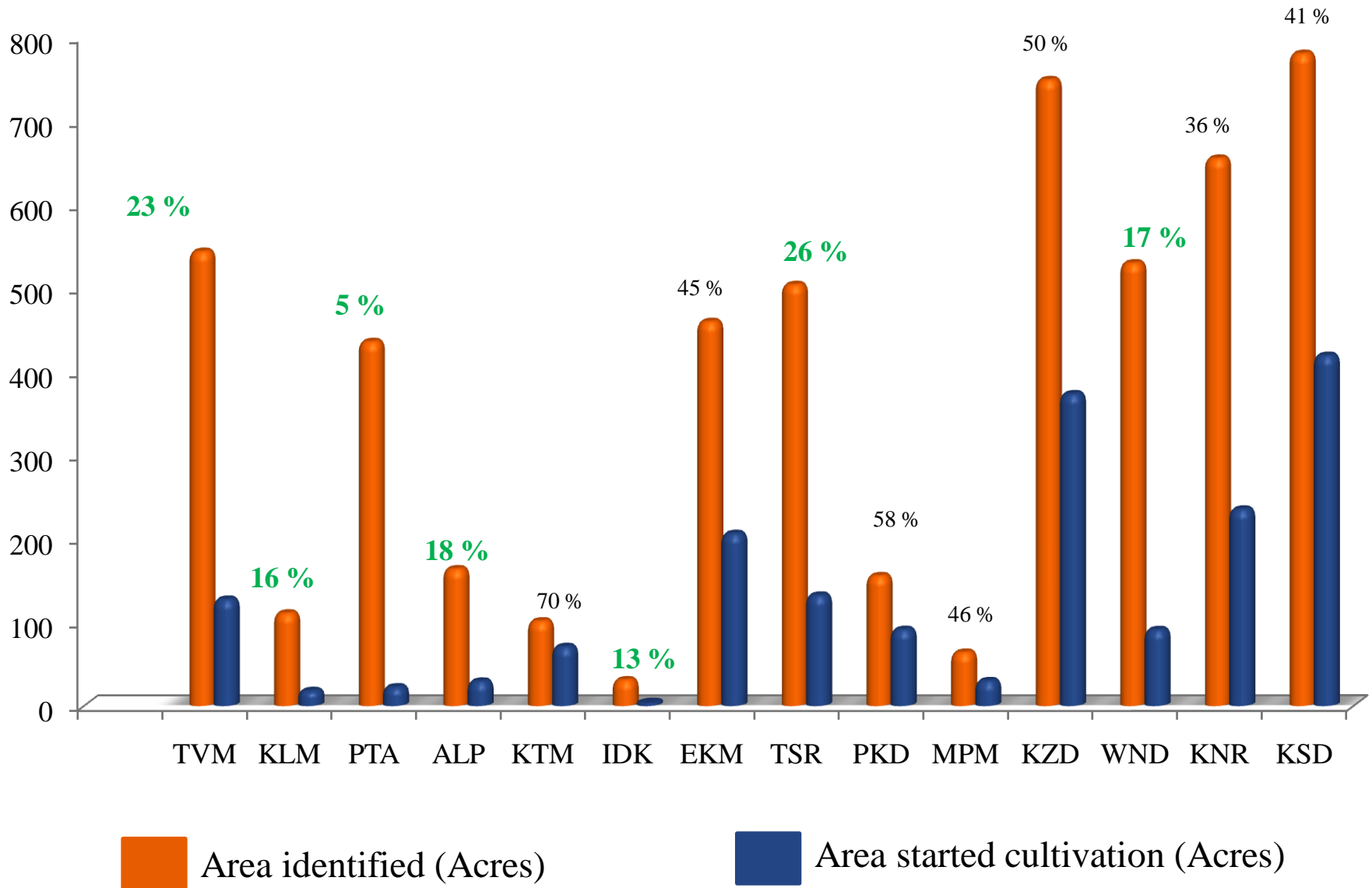
Districts	Area reported (acres)	Total area started cultivation (acres)	Per cent	Land area prepared under convergence with MGNREGS (acres)
TVM	544	127.5	23.44	18
KLM	111	18	16.22	12
PTA	436	22.5	5.16	14.2
ALP	163.93	29.4	17.93	18
KTM	101.5	70.9	69.85	53.4
IDK	31	4	12.90	3
EKM	460	206.25	44.84	17
TSR	504.3	132.4	26.25	88.52
PKD	155.7	91.34	58.66	85
MPM	64	30	46.88	12
KZD	749.5	373.5	49.83	197.5
WND	530.17	91.2	17.20	22
KNR	655.5	235.4	35.91	147
KSD	781	419.5	53.71	82
Total	5519.35	1851.89	33.55	769.62

[Link: Fallow-less village](#)

34 %

42 %

Fallow lands started cultivation (Acres)



AG 07 PRODUCER COMPANIES

Districts	Commodity identified	No. of members mobilised	Status of Implementation
TVM	Tapioca	172	Mobilisation and cluster meeting going on
KLM	Banana	328	
PTA	Honey	122	Second meeting scheduled at NGO Hall on 1st Aug
ALP	Egg	110	Mobilisation and cluster meeting going on
KTM	Paddy	180	
IDK	Vegetables	425	Conducting meetings are going on, collected share from 110 beneficiaries
EKM	Paddy	220	Mobilization Completed
TSR	Paddy	400	Conducted training to the beneficiaries, selected director board members, collected share amount, preparation of proposal going on
PKD	Paddy	580	Conducted training to the beneficiaries supported by NABARD
KZD	Paddy		Discussions and Mobilisation going on
WND	Fruits, Vegetables and Dairy	600	Conducted primary level training supported by NABARD
KNR	Paddy, Spices and Pulses	450	
KSD	Paddy		Farmeres prefer collectives , most of them are not ready to form PC

[Link : Producer Company](#)

AG 10 MEDICINAL PLANTS CULTIVATION

Districts	Total area under cultivation (Ha)	No. of JLGs involved	Total No. of persons trained		
			JEVA	MF	JLG members
TVM	7.5	58			
TSR	20.62	146	64	111	2180
KZD	1.2	9	0	0	0
EKM	4.7	52			
WYD	45.6	230	17		55
KNR	28		1		1840
Total	107.62	495	82	111	4075

Target : 50 Ha / District

TARGETS FOR NEXT PRM

Prog code	Program	Activity
AG 01	Organic Farming	<ul style="list-style-type: none">• Complete local group formation and registration under selected RC• LG should be named as per the format Kshree/District/Block/Number• Complete trainings to the JLGs by CLCs
AG 07	Producer Companies	<ul style="list-style-type: none">• Conduct meeting with interested producers• Select BOD members• Complete pre registration process
AG 10	Medicinal Plants Cultivation	<ul style="list-style-type: none">• Increase the area under cultivation as per the target

Convergence with State Horticulture Mission

- Project costing for Machinery and Infrastructure.
- No assistance for recurring cost and manpower.
- Supporting documents need to be submitted.
(infrastructure (plan & estimate), land tax receipt
invoice/quotation for machines)



Project proposal

- Introduction
 - Background
 - Implementation strategy
 - Marketing
 - Financial outlay
-
- *Short proposal in two pages on or before 8th August.*

<https://midh.gov.in>



TECHNICAL COMMITTEE

- District level technical committee- upto Rs 25 lakhs

Agriculture Officer, ADA, DD, Assistant Executive Engineer

- District level technical committee- more than Rs 25lakhs

PAO, Agriculture Officer, ADA, DD, Assistant Executive Engineer



Component	Total Project cost	Subsidy
Processing unit	Rs.25 lakhs	40 % General & 50% hill
Preservation	Rs.2 lakhs	50%
Honey bee colony	Rs.2000/colony of 8 frames	40%
Pack House	Rs. 4 lakh	50%
Hi Tech mushroom	Rs.2 lakhs	50%
RKVY mushroom	Rs. 22,000	50 %
Vermi compost Units/organic input production)	Rs.100,000/ unit	50 %



AG 02 PASSION FRUIT CULTIVATION

Districts	No. of vines planted	Total No. of persons trained		
		JEVA	Master Farmers	JLG members
TVM	10000	42		2000
KLM	10000	44	40	1920
PTA	10000	32	6	2000
ALP	5000	31	13	2000
KTM	3500	44	77	2000
IDK	10000	32	21	2000
EKM	0	30	30	2000
TSR	10000	8	32	2000
PKD	3500	44	20	2000
MPM	9450	7	3	1250
KZD	0	4	32	1964
WND	0	17	189	0
KNR	9080	4	10	2000
KSD	10000	4	20	2000

[Link : Passion Fruit](#)

AG 05 PLANT NURSERIES

Districts	No. of units identified			No. of units registered				No. of units started functioning	%
	Individual	Group	Total	Individual	Group	Total	%		
TVM	0	10	10	7	3	10	100.00	10	100.00
KLM	4	8	12	4	8	12	100.00	12	100.00
PTA	8	2	10	8	2	10	100.00	0	0.00
ALP	4	13	17	4	13	17	100.00	12	70.59
KTM	8	4	12	8	4	12	100.00	10	83.33
IDK	11	2	13	9	1	10	76.92	6	46.15
EKM	5	13	18	5	13	18	100.00	18	100.00
TSR	20	5	25	4	1	5	20.00	7	28.00
PKD	1	11	12	0	7	7	58.33	7	58.33
MPM	18	7	25	0	4	4	16.00	4	16.00
KZD	6	8	14	6	3	9	64.29	9	64.29
WND	4	12	16	8	8	16	100.00	5	31.25
KNR	0	11	11	8	3	11	100.00	5	45.45
KSD	6	5	11	4	7	11	100.00	2	18.18
Total	95	111	206	75	77	152	73.79	107	51.94

AG 08 VALUE ADDITION UNITS IN MAJOR CROPS

Districts	Total No. of units identified	Commodity wise No. of units identified	No. of units Registered	No. of units started functioning
TVM	10	Banana (6), Tapioca (2), Jack Fruit (2)	10	10
KLM	5	Banana, Tapioca, Jack Fruit, Passion fruit	5	3
PTA	5	Banana (3), Tapioca (2)	5	
ALP	5	Banana (2), Jack Fruit (3)	5	5
KTM	7	Banana (5), Jackfruit (1), Passion fruit(1)	7	7
IDK	5	Banana (3), Jackfruit (1), Passion fruit (1)	5	5
EKM	5	Banana (1), Jackfruit (1), Passion fruit (1), Pineapple (1), Tapioca (1)		
TSR	16	Coconut (7) ,Turmeric (1) ,Passion fruit & Jackfruit (3) ,Banana (5)	16	6
PKD	5	Banana (5)	4	1
MPM	10	Banana (5),Coconut (5)	7	7
KZD	5	Banana (2), Coconut (2), Arecanut (1)	5	3
WND	9	Banana (4), Jackfruit (3), Passion fruit (2)	4	3
KNR	4	Coconut (3), Vegetables (1)	4	4
KSD	6	Banana (4) , Jack fruit (2)	4	4
Total	97		74	54

AG 11 PADDY PRODUCER COLLECTIVES

Districts	No. of collectives formed	Name of Collectives	Details of paddy procurement by collectives (kg)		
			Quantity Procured (kg)	Quantity Processed (kg)	Quantity sold (kg)
TVM	1	Ananthapuri Rice	14400	11400	9150
KLM					
PTA	4	Eraviperoor rice, Pallikkal, Kadampanadu, Vallikkodu	47385	37218	19226
ALP					
KTM	0		0	0	0
IDK	0		0	0	0
EKM	2	Thiruvaniyoor, Thottara	161100	75800	72750
TSR	320	Varavoor rice, Vayal rice, Pariyaram rice, karlam rice, nadathara rice, Madakathara rice, Tholur rice, Alathoor rice, machad matta	58000	12704	11904
PKD	5	ANNAM	6803	6452	4000
MPM	0				
KZD	4	Avalapandi, Kottur, Velom, Ayancheri	9530	6671	6500
WND	500	PAZHASSI RICE	10000	7000	7000
KNR					
KSD	3	Annam Amritham	19320	14315	9300
Total	839		326538	158856	139830

TARGETS FOR NEXT PRM

Prog code	Program	Activity
AG 05	Plant Nurseries	<ul style="list-style-type: none">• Establish all the identified nurseries under common brand name 'Jaivika'• Complete high end trainings
AG 08	Value addition units in major crops	<ul style="list-style-type: none">• Complete Establishing VA units in identified commodities• Complete mobilisation for the establishment of CFCs
AG 11	State level Paddy producer company	<ul style="list-style-type: none">• Complete the formation of paddy collectives

AG 03 INTENSIVE BANANA CULTIVATION

Districts	No. of targeted units (4 Nos./block)	No. of temporary value addition units identified	Per cent	No. of persons trained		
				JEVA	MF	Beneficiaries
TVM	44	30	68.18	42		55
KLM	44	18	40.91	44	176	0
PTA	32	32	100.00	28	106	646
ALP	48	36	75.00	31	138	347
KTM	44	44	100.00			
IDK	32	32	100.00	27	82	132
EKM	56	56	100.00	42	14	0
TSR	64	67	104.69	64	159	256
PKD	52	47	90.38	8		250
MPM	60	8	13.33	0	0	0
KZD	48	56	116.67	4	12	96
WND	16	22	137.50	17	149	74
KNR	44	8	18.18	0	0	40
KSD	24	18	75.00	12	6	52
Total	608	474	78 %	319	842	1948

[Link : Intensive Banana Cultivation](#)

AG 06 AGRI THERAPY

Districts	No. of schools started cultivation	Area cultivated (cents)	Total No. of persons trained			
			JEVA	Master Farmer	BUDS school teachers	BUDS/BRC Students
TVM	23	49	31	23	29	710
KLM	9	68	9	9	12	85
PTA	3	22	0	3	3	109
ALP	3	Growbag and 11	31	0	0	87
KTM	1	0	0		3	42
IDK	2	Grow bag	2	2	5	39
EKM	31	42	12	0	0	0
TSR	8	64	6	9	10	293
PKD	9				9	43
MPM	22	50	0	0	32	722
KZD	19	Growbag and 5 cent	6	14	22	381
WND	3	0	4	4	6	0
KNR	2	12		2	44	812
KSD	9	33	19	4	12	250
Total	144		120	70	187	3573

AG 09 TRIBAL JLG AND TRIBAL JEVA FORMATION

Districts	No. of new tribal JLGs reported	No. of new tribal JLGs registered	No. of tribal JLGs started cultivation	Area under cultivation (acres)	No. of tribal JEVA formed
TVM	10	6	6	13	1
KLM	4	5	5	8	4
PTA	5	7	7	2.65	2
KTM	0	6	6	5.25	1
IDK	35	35	35	10	4
EKM	10	33	43	38	4
TSR	2	5	7	4.5	
PKD	10	10	10	15.5	4
MPM	13	6	2	1.5	2
KZD	0	29	16	2.5	3
WND	310	310	204	49	40
KNR	28	39	35	21.5	5
KSD	12	13	10	5	12
Total	439	504	386	176.4	82

[Link : Tribal JLG](#)

76 %

AG 12 Interest subsidy and Area incentives

Districts	No. of bank linkage campaigns conducted (2018-19)	No. of JLGs linked (2018-19)	Average Linkage	Linkage amount (2018-19)	Amount dispersed as interest subsidy & incentives during 2018-19	Amount of pending claims
TVM	13	137	11	10980000	476408	0
KLM	8	154	19	23100000	387820	4852200
PTA	16	412	26	44500000	1520694	4000093
ALP	13	122	9	11410660	2601333	
KTM	18	1092	61	115200000	1478348	2751827
IDK	19	596	31	59800000	586419	
EKM	14	1274	91	296732000		6329500
TSR	27	3406	126	715769000	6715523	12862792
PKD	4	240	60	6700000	840000	4200000
MPM	4	356	89	9,68,00000	0	0
KZD	19	164	9	28388500	587446	412600
WND	41	1556	38	389943000		
KNR	9	104	12	10400000	0	22500000
KSD	32	1336	42	71200000	4193486	5289915
Total	237	10949	623	1772712500	19387477	63198927

TARGETS FOR NEXT PRM

Prog code	Program	Activity
AG 03	Intensive Banana Cultivation	<ul style="list-style-type: none">• Submit sales report of temporary VA units• Identify areas focusing Onam 2019
AG 09	Tribal JLGs & JEVA formation	<ul style="list-style-type: none">• Complete the formation of tribal JLGs as per target• Increase area under cultivation
AG 12	Interest subsidy & area incentives, Technology Fund	<ul style="list-style-type: none">• Submit UC before August 15• Submit proposals before August 30