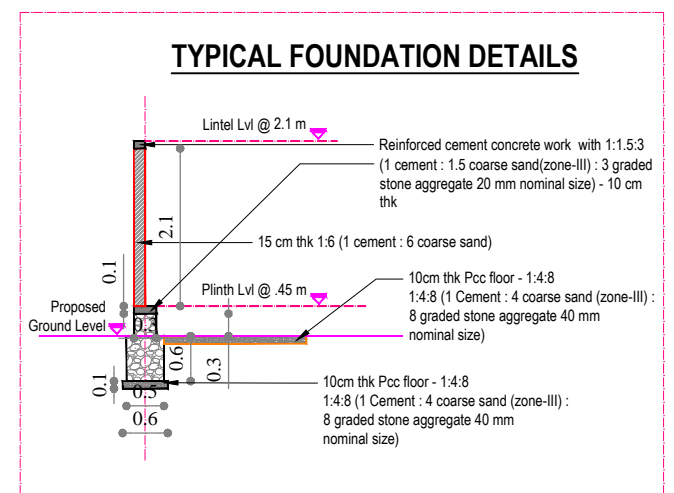
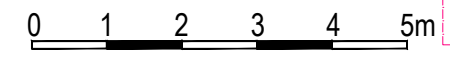


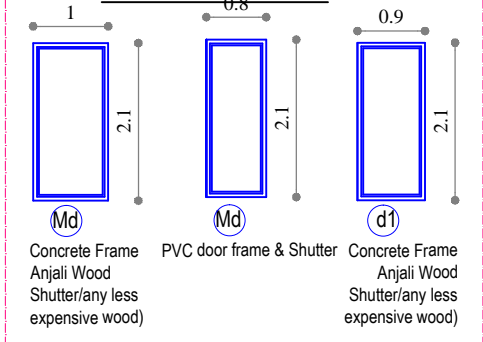
GROUND FLOOR PLAN
AREA : 52.58 SQM (565.76 Sqft)
CARPET AREA : 42.07 SQM



JOINERY SCHEDULE

DOORS		
Type	Size (cm)	Nos
Md	100 x 210 cm	1
d1	90 x 210 cm	3
td	75 x 210 cm	2

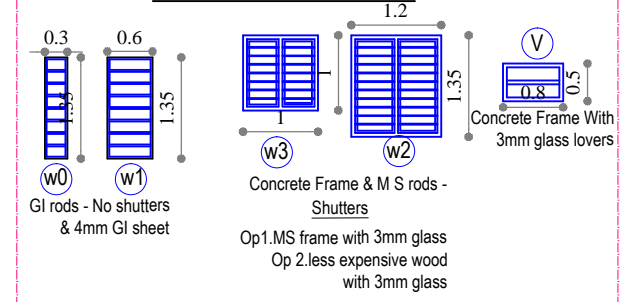
DOOR SCHEDULE



JOINERY SCHEDULE

WINDOWS		
Type	Size (cm)	Nos
w0	30 x 140 cm	3
w	60 x 100 cm	1
w1	60 x 140 cm	4
w2	120 x 140 cm	4
w3	100 x 100 cm	1
V	80 x 80 cm	2

WINDOW SCHEDULE



Project :
PMAY - BLC HOUSE DESIGN

Drawing :
SINGLE STORIED 2BHK - Type 3

All Dimensions in cm
 Sheet : A4

Disclaimer : These drawings are the sole property ofchanges or copies shall be made without prior consent of The contractors /site engineers /supervisors must verify all dimensions of the job and report any discrepancies to the Architects before executing the work.