
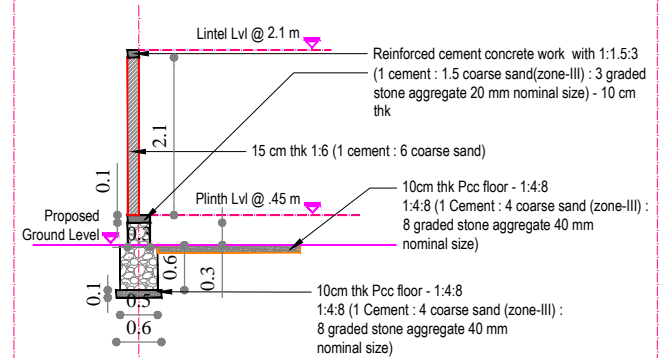


**GROUND FLOOR PLAN**  
**AREA : 53.72 SQM (578.02 Sqft)**  
**CARPET AREA : 42.98 SQM**



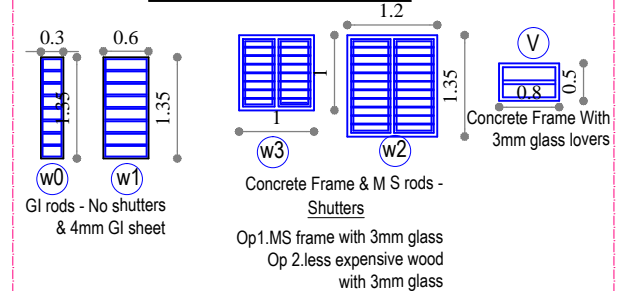
### TYPICAL FOUNDATION DETAILS



### WINDOWS

Type	Size (cm)	Nos
w0	30 x 140 cm	3
w	60 x 100 cm	1
w1	60 x 140 cm	4
w2	120 x 140 cm	4
w3	100 x 100 cm	1
V	80 x 80 cm	2

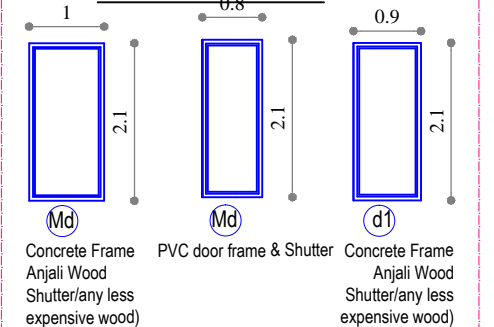
### WINDOW SCHEDULE



### DOORS

Type	Size (cm)	Nos
Md	100 x 210 cm	1
d1	90 x 210 cm	3
td	75 x 210 cm	2

### DOOR SCHEDULE



Project :  
**PMAY - BLC HOUSE**  
**DESIGN**

Drawing :  
**SINGLE STORIED**  
**2 BHK - Type 8**

All Dimensions in cm  
 Sheet : A4

Disclaimer : These drawings are the sole property of .....changes or copies shall be made without prior consent of ..... The contractors /site engineers /supervisors must verify all dimensions of the job and report any discrepancies to the Architects before executing the work.