



KUDUMBASHREE

**Implementation of Convergence Projects
with Local Self Government**

2018-2019

Convergence Projects with Local Self Governments

Total Funds earmarked for Kudumbashree Financial Year 2018-2019

LSG	No of Projects	Amount earmarked (Rs. in Crore)
Grama Panchayaths	2,821	117.68
Block Panchayaths	133	14.77
District Panchayaths	38	19.11
Urban Local Bodies	163	20.30
TOTAL	3,155	171.86

Convergence Projects with Grama Panchayaths 2018-2019

Sl No	District	Total No of Projects	Amount earmarked (Rs. in Crore)	Expenditure	% of Expenditure
1	Trivandrum	213	10.71	2.76	26%
2	Kasargod	199	9.12	2.32	25%
3	Ernakulam	195	5.09	0.88	17%
4	Wayanad	102	5.69	0.86	15%
5	Kozhikode	139	6.18	0.89	14%
6	Idukki	146	6.96	0.88	13%
7	Malappuram	53	1.62	0.22	13%
8	Kollam	224	10.56	1.31	12%
9	Kottayam	264	9.78	1.08	11%
10	Pathanamthitta	206	10.71	1.12	10%
11	Thrissur	138	3.37	0.29	8%
12	Palakkad	238	8.29	0.31	4%
13	Alappuzha	519	24.16	0.61	3%
14	Kannur	185	5.41	-	0%
	Total	2,821	117.68	13.51	11%

Convergence Projects with **Block Panchayaths** 2018-2019

Sl No	District	Total No of Projects	Amount earmarked (Rs. in Crore)	Expenditure	% of Expenditure
1	Kollam	27.00	3.00	0.82	27%
2	Kottayam	28.00	3.69	0.13	4%
3	Trivandrum	8.00	1.74	0.03	2%
4	Kozhikode	15.00	1.62	-	0%
5	Wayanad	9.00	1.48	-	0%
6	Kannur	15.00	1.41	-	0%
7	Pathanamthitta	18.00	1.21	-	0%
8	Ernakulam	6.00	0.38	-	0%
9	Malappuram	3.00	0.17	-	0%
10	Palakkad	4.00	0.10	-	0%
11	Alappuzha	-	-	-	0%
12	Kasargod	-	-	-	0%
13	Idukki	-	-	-	0%
14	Thrissur	-	-	-	0%
Total		133	14.77	0.98	7%

Convergence Projects with **District Panchayaths** 2018-2019

Sl No	District	Total No of Projects	Amount earmarked (Rs. in Crore)	Expenditure	% of Expenditure
1	Kottayam	1	0.63	0.30	48%
2	Trivandrum	11	4.27	0	0%
3	Palakkad	7	4.06	0	0%
4	Kollam	1	3.50	0	0%
5	Thrissur	4	2.27	0	0%
6	Pathanamthitta	2	1.60	0	0%
7	Alappuzha	4	1.17	0	0%
8	Kannur	4	1.10	0	0%
9	Idukki	1	0.60	0	0%
10	Kozhikkod	2	0.33	0	0%
11	Ernakulam	1	0.23	0	0%
12	Malappuram	-	0.00	0	0%
13	Wayanad	-	0.00	0	0%
14	Kasargod	-	0.00	0	0%
	Total	38	19.11	0.30	2%

Convergence Projects with **ULBs** 2018-2019

SI No	District	Total No of Projects	Amount earmarked (Rs. in Lakh)	Expenditure	% of Expenditure
1	Malappuram	15	580.79	205.08	35%
2	Kasargod	18	517.48	-	0%
3	Kollam	17	448.06	50.39	11%
4	Pathanamthitta	15	107.25	-	0%
5	Kannur	23	92.35	-	0%
6	Kottayam	30	89.45	0.50	1%
7	Ernakulam	20	70.43	8.00	11%
8	Thrissur	13	58.52	-	0%
9	Trivandrum	2	31.50	-	0%
10	Palakkad	4	17.04	-	0%
11	Wayanad	6	16.75	1.25	7%
12	Alappuzha	-	-	-	0%
13	Idukki	-	-	-	0%
14	Kozhikkod	-	-	-	0%
	Total	163	2,029.62	265.21	13%

Strategies - 100% utilisation of Fund earmarked for Kudumbashree


- Review by MLA monitoring committee
- CDS Chairpersons meeting - Review of expenditure
- Participation in the Block Level meetings by DMT
- Special meeting with Implementing officers and Deputy Director of Panchayath
- Special agenda and discussion in Welfare Standing Committee
- CDS Subcommittee meetings - Convergence projects
- Participation of CDS/ADS/NHG in Gramasabhas
- DMC's letter to Panchayath President and implementing Officer

Strategies – More Convergence projects for Kudumbashree in 2019-20

- District level special workshops - LSG presidents, CDSs, LSG Secretaries, CDS MS etc
- Special Resource teams at block level to support working groups
- Participation of Block Co-ordinator in CDS level working groups
- Presentation of Model projects/project ideas by district mission in working groups
- Presentation of project ideas by CDS in Evaluation committee
- Meeting with elected LSG members and Implementing Officers personally by DMT and Chairpersons
- Preparation of Model projects - State Level workshop scheduled on 11th & 12th Dec 2018



Kudumbashree School




Training and RP Positioning

District	Actual RPs	RP Identified	RP Trained	%
Thiruvananthapuram	4337	4039	3990	99
Kollam	3321	3585	3329	93
Pathanamthitta	1483	1521	1494	98
Alappuzha	2946	3107	3100	100
Kottayam	2233	2164	2306	107
Idukki	1802	2030	1720	85
Ernakulam	3378	4856	4856	100
Thrissur	3565	3700	3700	100
Palakkad	3290	3315	3315	100
Malappuram	3895	4100	4100	100
Kozhikode	3992	4275	3992	93
Wayanad	1438	2560	1928	75
Kannur	2818	2984	2860	96
Kasaragod	1540	1800	1800	100
Total	40,040	44,036	42,490	96

Ministers, MLAs, MPs Participation

District	Ministers	Total MLAs	Participation	%	MPs
Thiruvananthapuram	1	14	5	36	
Kollam	1	11	5	45	
Pathanamthitta	0	5	1	20	1
Alappuzha	1	9	6	67	
Kottayam	0	9	3	33	
Idukki	1	5	3	60	
Ernakulam	0	14	2	14	
Thrissur	2	13	7	54	
Palakkad	0	12	2	17	
Malappuram	0	16	1	6	1
Kozhikode	2	13	5	38	
Wayanad	0	3	1	33	
Kannur	0	11	1	9	1
Kasaragod	2	4	3	75	
Total	9	139	45	32	2

Weekly Monitoring process



Let's review some Points

**Book
Distribution
Completed**


**Ensure RPs
Service in
all NHG**

**Proper
Monitoring
Mechanism**

**Mobile App
Data Entry**

**Manual
Data
collection-
Annexure -1**

**Ensure 100%
participation
of MLAs
&MPs**





SAMA
The Class X Equivalency
Programme of the State Literacy
Mission

CDS members - 10th Class Educational Qualification

Sl No	District	Total CDSs	Total CDS members	CDS Mmbrs who have 10 th Class	CDS Mmbrs who have below 10 th Class
1	Palakkad	96	1,723	1,012	711
2	Malappuram	110	2,247	1,634	613
3	Thrissur	100	1,780	1,297	483
4	Kozhikkode	82	1,566	1,150	416
5	Ernakulam	101	1,738	1,426	312
6	Trivandrum	83	1,546	1,290	256
7	Idukki	54	861	636	225
8	Alappuzha	79	1,364	1,212	152
9	Pathanamthitta	58	920	775	145
10	Kottayam	78	1,343	1,198	145
11	Kollam	74	1,419	1,301	118
12	Wayanad	26	512	402	110
13	Kasargode	42	776	695	81
14	Kannur	81	1,545	1,472	73
	TOTAL	1,064	19,340	15,500	3,840



State Poverty Eradication Mission
Dept. of LSG, Govt. of Kerala
www.kudumbashree.org
0471 - 2554714,15,16
kudumbashree1@gmail.com

Thank You