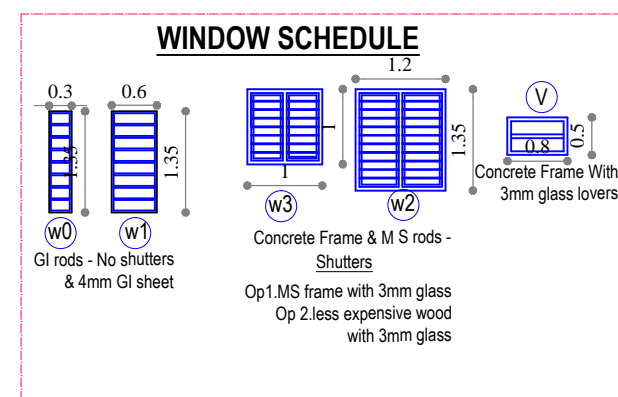
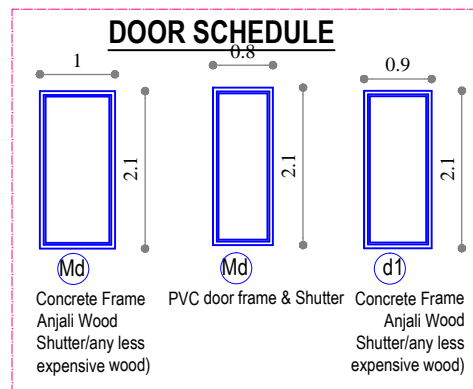
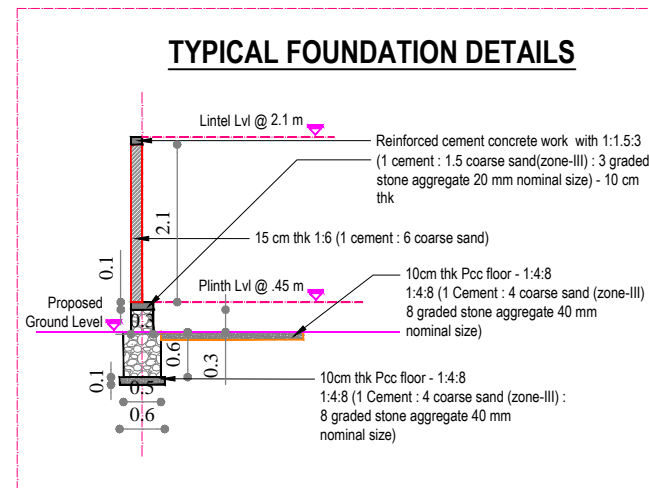

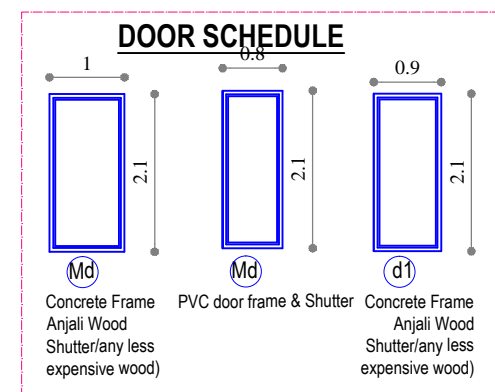


**GROUND FLOOR PLAN**  
**FLOOR AREA : 49.51 SQM (532.72 sqft)**  
**CARPET AREA : 39.61 SQM**



**JOINERY SCHEDULE**

WINDOWS			DOORS		
Type	Size (cm)	Nos	Type	Size (cm)	Nos
w0 -	30 x 140 cm	3	Md -	100 x 210 cm	1
w -	60 x 100 cm	1	d1 -	90 x 210 cm	3
w1 -	60 x 140 cm	4	td -	75 x 210 cm	2
w2 -	120 x 140 cm	4			
w3 -	100 x 100 cm	1			
V -	80 x 80 cm	2			



Project :  
**PMAY - BLC HOUSE DESIGN**

Drawing :  
**SINGLE STORIED 1 BHK - Type 11**

All Dimensions in cm  
 Sheet : A4

Disclaimer : These drawings are the sole property of .....changes or copies shall be made without prior consent of ..... The contractors /site engineers /supervisors must verify all dimensions of the job and report any discrepancies to the Architects before executing the work.